

Skidders Sheds®


& Log Cabins

Summer 2020 • Issue 105
PLEASE TAKE YOUR FREE COPY



MADE IN BRITAIN

LOG CABINS, SUMMERHOUSES, SHEDS & MORE...



LOG CABINS
FROM JUST
£1,290

APEX SHEDS
FROM JUST
£449

**FREE
PRESSURE
TREATMENT**

**FREE
DELIVERY**

**FREE
INSTALLATION**



WORKSHOPS **PLAYHOUSES** **ANIMAL SHELTERS** **GARAGES** **GARDEN ROOMS**




GREENHOUSES **GARDEN ROOMS** **SUMMERHOUSES**

PRODUCTS

- ACCESSORIES
- GARDEN STORAGE
- PLAYHOUSES
- WOODEN SHEDS
- WORKSHOPS
- SUMMERHOUSES
- ANIMAL SHELTERS
- GARAGES
- GARDEN ROOMS
- BEACH HUTS
- LOG CABINS
- GREENHOUSES
- METAL SHEDS
- CUSTOM BUILDS

SERVICES

- BUILDING REMOVAL
- INSTALLATION
- BASE LAYING
- CLADDING & INSULATION
- ELECTRICS
- PRESSURE TREATMENT



Skidders Sheds®

EST 1979

6 REASONS TO CHOOSE SKINNERS SHEDS

1 Over 40 years' experience

In choosing to buy a timber building from **Skidders Sheds**, you will have the peace of mind that comes from dealing with a company that has over 40 years' experience. In that time, we have been able to find the best timber suppliers and wholesalers who, together with our fully qualified staff, have helped us gain a reputation for craftsmanship and fine quality that is second to none.

2 Reputation, knowledge & expertise

Over the years, **Skidders Sheds** have grown their reputation through hard work and customer loyalty, becoming the largest timber building manufacture in the South. We pride ourselves on being able to give our customers the benefit of our knowledge and expertise to tailor-make their buildings with those extra touches of detail and care, which we believe our customers want and have come to expect when purchasing a building from us. Eco-friendly solar panels help to power our workshops, and they are heated using a bio mass boiler, powered by wood chippings and off-cuts to ensure no wastage.

3 Value for money

Skidders Sheds buildings are the strongest and most durable on the market today - they last four times longer than other major competitors' buildings. We have buildings that are over 40 years old on sites nationwide.

4 100% pressure-treated timber

All of the timber that **Skidders Sheds** use is PRESSURE-TREATED*, which means that it is impregnated with a wood preservative in a vacuum pressure timber impregnation plant. This protects your building from insect attack & decay. Together with our own high standards of craftsmanship, this means that you have a building which has a service life of many years against rot that will outlast any dipped treated building. We still have sheds that are over 40 years old in gardens nationwide. *Excludes log cabins

5 Certified sources of timber

Skidders Sheds are committed to only sourcing our timber from well-managed, legal and non-controversial sources, which must carry recognised and acceptable certifications. We respect mother nature.


6 1-year guarantee

We don't think you'll have any problems. Just in case, though, your new building comes with a one year guarantee. Please contact us at customercare@skidders-sheds.com or complete the customer care form on our website.

CONTENTS

100% PRESSURE-TREATED REDWOOD TIMBER

All of our pressure-treated buildings are made from sustainably sourced Redwood timber, external thickness 16 x 125mm, before planing (upgrades available). Redwood is a slow-grown timber with close-grown rings - this gives a dense, strong, heavy timber which will last much longer than white wood or pine. See p12 for more details.



All our panels have diagonal bracing for extra strength and durability. Floors are constructed with tongue and groove timber, and made up of floor joists that give a strong and permanently dry floor with a 2" clearance for air flow. All external panels have stainless steel nails to help prevent rusting.

Price Promise

We guarantee you will not find any other garden buildings that are:

- Built to the same quality
- Built to the same specifications
- Built to the same standard
- Built with 100% pressure-treated timber*
- Delivered free*
- Assembled free*

If you have a cheaper written quote from another company to the same specifications we will beat that price!

**does not include log cabins*

HOW TO ORDER YOUR BUILDING

You can order your shed at one of our 27 show sites around the South of England. Alternatively, order online, by email or phone. Relax and let us do all the work!



All major credit/debit cards accepted

SHOW SITES	4
SERVICES	6
BASE LAYING • BUILDING REMOVAL • INSTALLATION CLADDING & INSULATION • ELECTRICS DELIVERY OF PANELS	
OUTDOOR BUILDING ACCESSORIES	8
RUBBER ROOF • PROTEK TREATMENT • BEARERS & BASES • ELECTRICS • SECURITY • INSULATION • ROOF UPGRADES • GUTTERING	
GARDEN STORAGE	14
LOG STORE • MINI STORE • TOOL TIDY	
PLAYHOUSES	15
SINGLE • DOUBLE • WITH VERANDA	
WOODEN SHIPLAP SHEDS	16
APEX • PENT • REVERSE PENT • CORNER PENT • POTTING SHED STYLE SUMMERHOUSE • KIOSKS	
WORKSHOPS	21
APEX • PENT	
SUMMERHOUSES	22
BUDGET PLAIN • BUDGET GEORGIAN • TRADITIONAL • BELVOIR CORNER BELVOIR • SQUARE BELVOIR • CORNER PENT PENT & APEX STUDIO • LOGLAP	
ANIMAL SHELTERS	28
KENNEL • HOUSE & RUN • FIELD SHELTER • STABLES ADD ON UNITS: TACK ROOM • HAY STORE • CORNER UNITS	
GARAGES	30
SINGLE • DOUBLE • LUXURY	
BEACH HUTS	31
BEACH HUT • BEACH HUT WITH VERANDA	
GARDEN ROOMS	32
SNUG • CORNER • TRADITIONAL • CONTEMPORARY • ELITE	
LOG CABINS	38
ACCESSORIES • CUSTOM BUILDS • TRADITIONAL CONTEMPORARY • TWIN SKIN • CURVED • EDUCATIONAL BUILDINGS • BESPOKE • CABIN UPGRADES	
GREENHOUSES	64
EDEN • GREENHOUSE ACCESSORIES • SKINNERS	
METAL SHEDS	67
0% FINANCE	68

MOSS END VILLAGE

1

MOSS END GARDEN VILLAGE

Moss End, Warfield, Bracknell,
Berkshire RG42 6EJ

Tel: 01344 207921



HIGHDOWN GARDEN CENTRE

Littlehampton Road, Ferring
Worthing, West Sussex BN12 6PG

Tel: 01903 709173

9

Blackbrooks

17

BLACKBROOKS GARDEN CENTRE

Main A21, Sedlescombe
East Sussex TN33 0RJ

Tel: 01424 871123

Skinners Sheds

2

WHITE LION ANTIQUES

Hartley Wintney, Hook RG27 8AE

Tel: 01252 931252



FINDON GARDEN CENTRE

Rogers Lane, Findon, W Sussex BN14 0RE

Tel: 01903 877286

10

Skinners Sheds

18

SKINNERS SHOW SITE, BRENZETT

Straight Road, Romney Marsh
Brenzett, Nr Ashford, Kent TN29 9TZ

Tel: 01797 342166

THE FARM SHOP

3

THE FARM SHOP

Hardwick Lane, Lyne KT16 0AA

Tel: 01932 361769



OLD BARN GARDEN CENTRE

A24 Dial Post, Horsham RH13 8NR

Tel: 01403 339441

11

Woking Garden Centres

4

WOKING GARDEN CENTRE

Egley Rd, Mayford, Woking, Surrey GU22 0NH

Tel: 01483 760039



LEWES GARDEN CENTRE

Newhaven Road, Kingston,
Nr Lewes East Sussex BN7 3NE

Tel: 01273 489489

12

SQUIRES

5

FRENSHAM GARDEN CENTRE

The Reeds, Frensham, Surrey GU10 3BP

Tel: 01252 794873



MILLBROOK GARDEN CENTRE

Crowborough, E Sussex TN6 3RJ

Tel: 01892 660210

13



AYLINGS GARDEN CENTRE

Troiton, Rogate, Petersfield
Hampshire GU31 5ES

Tel: 01730 770938

6



WORLD OF WATER

Ersham Rd, Hailsham, Sussex BN27 2RH

Tel: 01323 847005

14



HAVANT GARDEN CENTRE

Bartons Rd, Havant, Hampshire PO9 5NA

Tel: 02392 452120

7

Skinners Sheds

15

SKINNERS SHOW SITE, NINFIELD

Bexhill Rd, Ninfield, E Sussex TN39 5JP

Tel: 01424 894332

Skinners Sheds

8

CHICHESTER GARDEN CENTRE

Bognor Road, Merston
Chichester, West Sussex PO20 1EG

Tel: 01243 786054



HASTINGS GARDEN CENTRE

Bexhill Road, St. Leonards-on-Sea
East Sussex TN38 8AR

Tel: 01424 201500

16

Our show sites are open 7 days a week!

Head office: Bexhill Road, Ninfield, East Sussex TN39 5JP

Head office opening times • Mon-Fri: 9am - 5pm • 01424 716716

Delivery and installation working times • Mon-Fri: 6.30am - 9pm



19

FOLKESTONE GARDEN CENTRE
Canterbury Rd, Swingfield Kent CT15 7HX
Tel: 01303 844351



21

CANTERBURY GARDEN CENTRE
Canterbury Road, Herne Common
Kent CT6 7LJ
Tel: 01227 370985

Skidders Sheds

24

SEVENOAKS GARDEN CENTRE
Main Road, Sundridge, Sevenoaks
Kent TN14 6ED
Tel: 01959 569259



20

RAMSGATE GARDEN CENTRE
Montefiore Ave, Ramsgate, Kent CT11 8BW
Tel: 01843 592954



22

HIGH GROVE GARDEN CENTRE
Staplehurst Road, Marden
Tonbridge, Kent TN12 9BT
Tel: 01622 831019



25

MILLBROOK GARDEN CENTRE
Southfleet Gravesend, Kent DA13 9PA
Tel: 01474 537719

27



23

PADDOCK WOOD GARDEN CENTRE
Maidstone Road, Paddock Wood
Tonbridge TN12 6QJ
Tel: 01892 838186



26

ALPHA GARDEN CENTRE
Southend Arterial Road, Wickford
Essex SS12 0JX
Tel: 01268 769987



27

STEVENAGE GARDEN CENTRE
North Road/Graveley Road,
Stevenage SG1 4AH
Tel: 01438 901108

SHOWSITE
WANTED
HERE



DELIVERY AREA

A timber building is an investment. We welcome you to walk round any of our show sites to get a feel of the shape and style of the buildings, and discuss any requirements with our sales representatives. We look forward to seeing you.

Skidders Sheds have grown over the last 40 years into the largest building manufacturer in the South of England, and we are still growing.

ALL WORK IS CARRIED OUT BY OUR QUALIFIED SKINNERS TEAM

These sheds are the strongest on the market! Every piece of timber is pressure treated!

Base laying for pressure treated buildings

Bearers are only to be used to raise your building up in wet areas. Bearers do not rectify base problems.

We can provide you with three types of bases:

Pressure-treated platform bases are constructed from 100 x 50mm timber with bracing in each corner. When installed these are staked out and levelled with timber and/or metal legs where necessary to ensure a perfect level. These can be installed on uneven areas with no more than a 100mm (4 inch) fall, and will elevate your building. For sheds up to 6 x 8ft (no larger) we can install on compacted earth using metal legs. For sheds larger than 6 x 8ft we require paving slabs positioned by the customer under the base as timber legs are used. Additional paving slabs should be laid by the customer for all sizes if the ground is soft. The bases are also suitable for workshops and summerhouses providing the base sits on concrete, patios, or solid tarmac. Once installed this guarantees your building installation.

Pressure-treated heavy bases are constructed from 150mm x 50mm timber. When installed, recycled plastic legs are concreted into the ground and are used across the whole base to support where necessary. The ground must be solid and not have more than a 12-inch fall across the whole area. Once installed, this guarantees your building installation.

Concrete bases are laid on a damp proof membrane with a minimum thickness of 100mm with re-inforcement mesh included. Concrete bases will last a lifetime and are recommended for all buildings. Prices shown are an estimate and are subject to perfect level ground with good access to the site. Additional costs will occur if extra materials are required or extra labour needed. The area for all bases must be clear, free from all obstructions, with no drains, pipes or electrics obstructing the site. We do not offer groundworks and digging out, this is the customers responsibility but are happy to offer a free site survey on request. Once installed this guarantees your building installation.


If you have any concerns, contact your local show site to arrange a FREE site visit!



Bearers



Platform base



Heavy base



Concrete bases

Size (ft)	Bearers bases	Platform bases	Heavy bases	Concrete bases
3 x 2	£35	£70	N/A	N/A
3 x 3	£45	£80	£215	£235
4 x 4	£55	£110	£225	£245
6 x 4	£65	£129	£240	£290
5 x 7	£75	£159	£300	£350
6 x 6	£75	£159	£300	£360
8 x 6	£90	£199	£399	£490
10 x 6	£111	£240	£498	£600
10 x 8	£148	£320	£664	£800
12 x 8	£177	£384	£796	£960
14 x 8	£207	£448	£929	£1,120
16 x 8	£236	£512	£1,062	£1,280

OTHER SIZES AVAILABLE – PRICES ON REQUEST

Re-felting

We can re-felt any Skinners Sheds manufactured buildings which are up to 5 years old. The building must be in a good, safe condition. All obstructions must be removed (gutters, bushes, garden items, etc.). New felt will be laid over existing felt, and new fascias and bargeboards fitted. The cost is 15% of the current book price of the building.

Old shed removal

Homemade buildings require a site visit. All sheds must be empty and electric and water must be disconnected. We will only remove the building; not the contents. If the building has internal cladding, there will be an additional cost to remove it. **We cannot take down or remove asbestos.**

Size ft	Price
6 x 4	£195
5 x 7	£220
6 x 8	£250
6 x 10	£295
8 x 10	£340
8 x 12	£375

ALL WORK IS CARRIED OUT BY OUR QUALIFIED SKINNERS TEAM

We still have sheds that are over 30 years old in gardens across the UK. What great value for money!

Cladding and insulation

We can transform your building into another room. Heavy framework buildings can be insulated with PineMatch board at a cost of **£13.50 per square foot**. It keeps your building cool in the summer and warm in the winter. For extra warmth and comfort, Superfoil roof and floor insulation can be installed for only **£6 per square foot** (based on the floor area) and includes two free contemporary air vents. The building must be waterproofed with Protek, be dry, and gutters fitted before cladding can be installed.



**ONLY
£13.50
SQFT**



**ONLY
£6
SQFT**




FREE VENTS

Electrics

**ONLY
£680**

The **Basic Package** includes four double white plastic power points (One of which includes 2 USB sockets), one 48" fluorescent light fitting, one light switch, and one consumer unit for only £680. Upgrade all sockets and switch to Chrome for £120.

Upgrades and extras available such as extra power sockets and light fittings.



CHROME UPGRADE

All installations are carried out by our certified electrician with parts designed and tested to BS7671 safety standard.

The prices **DO NOT** include connection of the building to the mains power source. This can be quoted for upon request.

Delivery of your building

To track your order on the morning of delivery, please visit skinner-sheds.com/track and type in your order number.

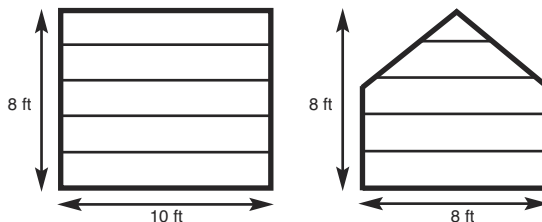
If laying a timber base, please call your nearest showsite for advice. The perfect base is a concrete base which is completely flat and level, with no raised or low areas. Alternatively, concrete paving slabs may be used, which must cover the whole area and be perfectly flat and level. The size of the base needs to be at least the size of the floor area, but no smaller. For log cabins please confirm footprint at time of order.

Please allow a maintenance area around your building to waterproof it. You may also need to add gutters. If you have any queries, you can always call or visit your nearest showsite.

The panels above must go around your property, not through it. If necessary, and in order to accommodate, please remove fence panels or any obstructions (e.g. overhanging tree limbs, arches, wires or gutters etc.).

If going through gates, there must be no arches, bars or lintels above. Remember; these panels and roofs can be extremely heavy and normally there are only two people in each van. These personnel are employed to assemble your building and not to rectify your base or access problems. You are always welcome to arrange a FREE site visit if you have any doubts by calling us or visiting your local show site. Panels can be manufactured in smaller sizes to fit through size restricted areas at an additional cost.

Typical panel sizes:



Protek Royal Exterior



**2.5 LITRES
ONLY
£39**

**5 LITRES
ONLY
£65**

Protek Royal Exterior is a quick-drying water-based product that is robust, hard wearing and can be applied to all pressure-treated timber.

Features

- Long-lasting protection
- Low VOC (Volatile Organic Compounds)
- Low odour
- Water-based with linseed oil – natural renewable resource
- Rich long-lasting colour
- Water-resistant with UV protection (Excludes Royal Clear)
- Microporous high-build coating

Coverage: 1 litre will cover approximately 8m²

Protek Royal Exterior is recommended on all pressure treated buildings and interlocking cabins.

It is recommended that 3-4 coats be applied. Protek Royal is a high-build formulation, so each extra coat increases the colour, sheen and protection to help weatherproof your building. For added protection, a clear top coat is recommended. Gutters are strongly recommended on all buildings. This product is for self-application.

We recommend using a primer when a white or light colour is used. Protek Stain Blocking Primer is available for £65 (5 litres).



**5 LITRES
ONLY
£65**

WE STOCK THESE COLOURS:



Please note that there will be variations in colour on different VDUs and processes may slightly alter the colour. Final colours may also be affected by the timber to which it is applied (pale softwood as opposed to dark hardwood) and could be affected if you are overcoating previous treatment. If in doubt, sample pots are available. No colours can be exchanged or refunded. Skinner's Sheds cannot be held responsible for the performance of Protek. For further help and advice, you can contact Protek Products Services Department by visiting www.protekwoodstain.co.uk

ADD ANY OF THESE ACCESSORIES TO YOUR GARDEN BUILDING ORDER

Once delivered, all these items are non-refundable



Bearers

Treated timber bearers are highly recommended. These will improve the airflow under your building and will extend the life of your building if erected in damp and wet areas. Bearers are not used to rectify base problems and levels.

OTHER SIZES AVAILABLE – PRICES ON REQUEST

BEARERS SIZES AND PRICES

Size ft	Price
3 x 2ft	£35
3 x 3ft	£45
4 x 4ft	£55
6 x 4ft	£65
7 x 5ft	£75
6 x 6ft	£75
8 x 6ft	£90
10 x 6ft	£105
10 x 8ft	£148
12 x 8ft	£177
14 x 8ft	£207
16 x 8ft	£236




Platform base

Pressure-treated timber bases are constructed from 100 x 50mm timber with bracing in each corner. When installed these are staked out and levelled with timber and/or metal legs where necessary to ensure a perfect level. These can be installed on uneven areas with no more than a 100mm (4 inch) fall, and will elevate your building. Once installed this guarantees your building installation. See page 6 for further information.

OTHER SIZES AVAILABLE – PRICES ON REQUEST

PLATFORM BASE SIZES AND PRICES

Size ft	Price
3 x 2ft	£70
3 x 3ft	£80
4 x 4ft	£110
6 x 4ft	£129
7 x 5ft	£159
6 x 6ft	£159
8 x 6ft	£199
10 x 6ft	£240
10 x 8ft	£320
12 x 8ft	£384
14 x 8ft	£448
16 x 8ft	£512



Heavy bases

These are ideal for uneven ground (no more than 30cm out of level) manufactured with pressure-treated 150 x 50mm timber. Rot-proof recycled plastic legs are concreted in the ground to form a perfectly level base for your building.

OTHER SIZES AVAILABLE – PRICES ON REQUEST

HEAVY BASES SIZES AND PRICES

Size ft	Price
3 x 3ft	£215
4 x 4ft	£225
6 x 4ft	£240
7 x 5ft	£300
6 x 6ft	£300
8 x 6ft	£399
10 x 6ft	£498
8 x 8ft	£531
10 x 8ft	£664
12 x 8ft	£796
14 x 8ft	£929
16 x 8ft	£1,062



Concrete base


These are laid on a damp proof membrane with a minimum thickness of 100mm with re-inforcement mesh included. Concrete bases will last a lifetime and are recommended for all buildings. Prices shown are an estimate and are subject to perfectly level ground with good access to the site. Additional costs will occur if extra materials are required or extra labour needed. The area for all bases must be clear, free from obstructions with no drains, pipes or electrics obstructing the site. We do not offer groundworks and digging out, this is the customers responsibility but are happy to offer a free site survey on request.

CONCRETE BASE SIZES AND PRICES

Size ft	Price
3 x 3ft	£235
4 x 4ft	£245
6 x 4ft	£290
7 x 5ft	£350
6 x 6ft	£360
8 x 6ft	£490
10 x 6ft	£600
8 x 8ft	£640
10 x 8ft	£800
12 x 8ft	£960
14 x 8ft	£1,120
16 x 8ft	£1,280

OTHER SIZES AVAILABLE – PRICES ON REQUEST

Once installed, these bearers and bases will guarantee your building installation.



Electrics package

Includes four white plastic double sockets (one of which includes two USB sockets), strip light and switch, and consumer unit. Upgrade all sockets and switch to Chrome for £120. This package is fitted by our fully qualified electrician. Upgrades and extras are available. **Please note:** the price does not include connection to the mains but can be quoted for.

ONLY £680

ADD ANY OF THESE ACCESSORIES TO YOUR GARDEN BUILDING ORDER

Once delivered, all these items are non-refundable



**ONLY
£12
EACH**

Door hook and eye

Metal door hooks and eyes are available with any building. A great option to help ventilate your building. Price includes fitting.

Galvanised security door bar

Heavy duty, galvanised security door bar. Supplied and fitted. Available for standard shed doors, workshop doors and double doors. Prices include fitting.



**ONLY
£29
EACH**

Galvanised security grills

Add extra security to your building with our galvanised window grill. These are available with all shed and workshop windows. Price includes fitting.

GALVANISED SECURITY DOOR BAR SIZES AND PRICES


Size ft	Price
3 ft bar (shed door)	£79
4 ft bar (workshop door)	£89
5 ft bar	£99
6 ft bar (shed double doors)	£109
7 ft bar (workshop double doors)	£119
8 ft bar (garage door)	£129



**JUST
£49
EACH**

500mm Strong Hold security floor bar

Keep your belongings secure and chained down with this underfloor security bar with two loops. The price includes fitting or can be supplied only.



**ONLY
£49
PER PAIR**

Contemporary air vents

Ventilate your building with a constant airflow to reduce condensation. Fitted for free or available for self-installation. These are recommended on all buildings.




**ONLY
£29**

Heavy duty padlock with 3 keys


Extra-secure and double-locking mechanism with both anti-cut and anti-saw steel. Supplied with 3 keys.

ADD ANY OF THESE ACCESSORIES TO YOUR GARDEN BUILDING ORDER

Once delivered, all these items are non-refundable**Firestone rubber roof**

FREE VENTS
ONLY
£4.50
SQFT

Upgrade to our Firestone rubber roof, which gives you a 20 year guarantee from our suppliers. Cut to the dimensions of your roof. Attractive in appearance as well as durable, leak free, and environmentally friendly. Price includes installation by our qualified team and 2 air vents.

**Felt shingle tiles**

ONLY
£4
SQFT

Improve the appearance of your building with our felt shingle tiles. Available in black, red or green and for Apex roofs only. They are not recommended for buildings in open and exposed areas. Price includes installation.

**Superfoil roof & floor insulation**

FREE VENTS
ONLY
£6
SQFT

Add extra warmth to your building with our superfoil double bubble insulation (equivalent to 50mm foam). This is installed in the manufacturing process in the roofs and floors. Price includes roof and floor. Two free contemporary air vents included. **Please note: this option cannot be added after your building has been installed.**



ONLY
£1,290

Air conditioning and heating

At only 799mm wide, these Panasonic air conditioning units are extremely compact, powerful and efficient. They provide both cooling and heating for your garden room, while a low operation noise makes these units a great choice for rooms requiring compact, efficient and quiet air conditioning. These can be added to any garden building for £1,290 when purchased with a log cabin or garden office. **FREE** electrics connection when purchased with our electrics package.


Running costs are only £1 per day, based on 7 hours of usage. Compared to electric heating, our air conditioning units will **save you £16.50 per week** in electricity costs! (based on 7 hours per day, 7 days a week at 14p per Kwh).

Insulation and cladding


Transform your building. Walls are fully insulated then clad with pine match boarding. The ceiling is internally clad with pine match boarding. This keeps your building cool in the summer and warm in the winter. **Just £13.50 per sqft.**

Upgrade to roof and floor foil insulation for just **£6 per sqft** (based on floor area). Building must be fully waterproofed and dry before cladding can be fitted. We recommend Protek Royal Exterior and gutters to be fitted on all buildings.

ONLY
£6
SQFT



ONLY
£13.50
SQFT



100%

PRESSURE-TREATED TIMBER



Timber is still one of our most attractive, versatile and adaptable construction materials. Properly treated against decay and insect attack, timber will last a lifetime and will outperform many modern man-made alternatives. The name of this special timber is **pressure treated**. All SKINNERS sheds and garden buildings are manufactured from quality Redwood with this high-performance treatment.

What is pressure treated? Pressure-treated timber is wood which has been pressure impregnated – the most advanced, universal fixed wood preservative.

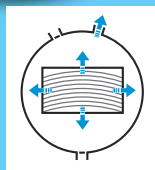
Where can pressure-treated timber be used? Pressure-treated timber can be used in all building, fencing or garden applications and in the most extreme environments, even in contact with fresh or seawater. **Pressure-treated** timber is the perfect material for the manufacture of our garden buildings.

How long will pressure-treated timber last? Our timber is pressure treated to perform to its eventual end use in our timber buildings. Once installed, the timber needs no further treatment against rot and insect infestation for the foreseeable future. To seal and protect against water penetration, we recommend Protek Royal, a high-build formula which is robust and hardwearing and also has added UV protection. Protek comes in a choice of colours or clear showing the natural wood grain. We have buildings that are over 30 years old in gardens.

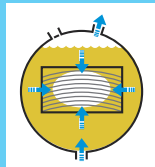
Is pressure-treated timber safe? After treatment, the preservative chemicals become totally 'fixed' within the timber cells and cannot be washed out. The treated timber is totally safe to humans, animals and plants, and is permanently protected against decay. If water penetration occurs, you will need to weatherproof your building. We recommend Protek Royal Exterior.

The very best pressure treatment!

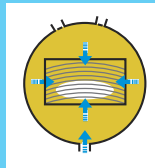
1 The timber cells are evacuated of air and the vacuum is held.



2 The cylinder is then flooded under vacuum with Tanalith wood preservative.



3 Hydraulic pressure of 12.8kgf/cm² is applied.



4 A final vacuum extracts excess solutions, which is then pumped back to storage tanks.



5 Low pressure inside the timber draws in surface solution when vented to the atmosphere.



ADD FIRESTONE RUBBER ROOF TO YOUR GARDEN BUILDING ORDER

We still have sheds in gardens that are over 30 years old. What great value for money!

High-quality EPDM membrane

Firestone RubberCover™ EPDM membrane is a 100% cured single-ply roofing membrane made of a Ethylene-Propylene-Diene Terpolymer offering unique features and benefits.

For decades, Firestone EPDM rubber roofing membranes have been successfully installed on hundreds of thousands of commercial and industrial roofs worldwide. Today, the high-performing Firestone EPDM membranes are also available to cover garden building roofs.

We offer you an EPDM rubber roofing with unique properties:



Superior Durability

Firestone RubberCover™ EPDM membranes offer unmatched resistance to ozone; UV radiation; and high or low temperatures. Our EPDM roofs are guaranteed against leakages for 20 years. You will even receive a certificate direct from the manufacturer. Over a billion square metres of roof installations worldwide are testament to Firestone EPDM membrane's proven performance.

Very low-life cycle cost

Firestone RubberCover™ EPDM membranes require little to no maintenance once installed. This feature, combined with the membrane's inherent durability and competitive installed cost, results in a very low life-cycle cost.

Environmentally friendly


Firestone RubberCover™ EPDM is an inert material with limited environmental impact both during manufacture and installation and high durability compared to other roofing membranes. In addition, Firestone's EPDM manufacturing facilities have received ISO 14001 certification for their environmental management system.

Recovery of rainwater

Energy efficiency is a key design feature in our log cabins. We have developed a 'twin skin' system which creates a cavity between the exterior and interior wall. This allows for additional insulation to be installed, ensuring it can be used throughout the year.

ALL ORDERS OF FIRESTONE RUBBER ROOF COME WITH TWO FREE CONTEMPORARY AIR VENTS!

	PER SQUARE FT	PER SQUARE METRE
FITTED COST	£4.50	£48.40
DROP OFF COST	£3.50	£37.60



FREE 100% PRESSURE TREATMENT • FREE DELIVERY • FREE ASSEMBLY

These are the strongest garden storage products on the market!

MINI STORE

Under 2.5m



MINI STORE SIZES & PRICES

Size ft (WxDxH)	Price
3 x 2 x 6	£299
3 x 3 x 6	£339
4 x 3 x 6	£389
4 x 4 x 6	£409

Ideal garden storage building for all those garden tools. A slightly higher building than the tool tidy - perfect for where space is limited.

Specifications for Mini Store & Tool Tidy

- **Roof:** Polyester mineral felt. Tongue and groove cladding. Extra strong roof framework.
- **Walls:** Extra strong wall framework with diagonal bracing. Redwood shiplap cladding.
- **Floor:** Tongue and groove flooring. Floor beams to give permanent dry air flow.
- **Door:** Mini Store has single door, Tool Tidy has double doors. Galvanised door furniture, including T hinges, turn buttons, hasp and staple, stainless steel nails.
- 100% pressure-treated wood.

TOOL TIDY

Under 2.5m



TOOL TIDY SIZES & PRICES

Size ft (WxDxH)	Price
6 x 2 x 5	£329
6 x 3 x 5	£419
6 x 4 x 5	£469

Ideal garden storage building for all those garden tools, push bikes and lawnmowers.

ALL PRICES INCLUDE VAT

ADD A BASE TO YOUR LOG STORE, MINI STORE OR TOOL TIDY. SEE PAGE 6

PROTEK ROYAL EXTERIOR, GUTTERING KITS & VENTS RECOMMENDED FOR ALL BUILDINGS: SEE P8 FOR DETAILS



MINI STORE AND TOOL TIDY ACCESSORIES

Accessories	Price
Door hook & eye (each)	£12
Heavy duty padlock with 3 keys	£29
Protek - 5 litres (supply only)	£65



LOG STORE

Practical garden storage to help keep your logs dry so you get maximum heat benefit from your fire or wood burner. 100% pressure-treated wood. Polyester mineral felt roof.



LOG STORE SIZES & PRICES

Size ft (WxDxH)	Price
3 x 2 x 5	£199
3 x 3 x 5	£229
6 x 2 x 5	£229
6 x 3 x 5	£289
6 x 4 x 5	£329

6 x 2 x 5 Log Store

Ridge and eaves height may change depending on the size of the building. Bearers and bases will raise the height of the building.

FREE 100% PRESSURE TREATMENT • FREE DELIVERY • FREE ASSEMBLY

We've had parents buying playhouses for their children who themselves had a Skidders playhouse as a child!

SINGLE WENDYHOUSE

Under 2.5m



Shown with optional base

SINGLE PLAYHOUSE SIZES & PRICES

Size ft (WxD)	No. of Windows	Price
4 x 4	1	£339
4 x 6	2	£389
5 x 6	2	£419
6 x 6	2	£469

ADD A BASE TO YOUR PLAYHOUSE. SEE PAGE 6

All our playhouses are built to order using pressure treated timber and include free delivery and assembly.

Specifications

- **Roof:** Polyester mineral felt. Tongue and groove cladding. Extra strong roof framework.
- **Walls:** Extra strong wall framework with diagonal bracing. Redwood shiplap cladding.
- **Floor:** Solid tongue and groove flooring. No chipboard.
- **Windows:** These are made from perspex. Single has 1 window. Single with Veranda has 4 windows. Double has 5 windows.
- **Door:** Single & Single with Veranda has door with window. Double has solid stable door.
- Double Wendyhouse has a solid staircase and landing.
- 100% pressure treated wood.
- **STRONG & RELIABLE.**

SINGLE WENDYHOUSE WITH VERANDA

Under 2.5m



Shown with optional base

SINGLE WENDYHOUSE WITH VERANDA SIZES & PRICES

Size ft (WxD)	No. of Windows	Price
6 x 4	4	£489
8 x 6	4	£719

Single Playhouse with Veranda includes 4 windows: 2 at the front and 1 each side, giving the interior plenty of natural light inside.

PLAYHOUSE RANGE ACCESSORIES, OPTIONS & UPGRADES

Accessories	Price
Protek 5 litres (supply only)	£65
Door hook & eye (each)	£12
For bases - see page 6	

Options & upgrades	Price
Felt shingles (per sqft)	£4

DOUBLE WENDYHOUSE

Under 2.5m




Shown with optional base

DOUBLE WENDYHOUSE SIZES & PRICES

Size ft (WxD)	No. of Windows	Price
8 x 6	5	£1,049
8 x 8	5	£1,439

The Double Playhouse has 5 windows: 3 at the front and 1 each side, giving the interior plenty of natural light.



Staircase and landing



Painted with Protek Royal Exterior. See p8

Ridge and eaves height may change depending on the size of the building. Bearers and bases will raise the height of the building.

FREE 100% PRESSURE TREATMENT • FREE DELIVERY • FREE ASSEMBLY

These sheds are the strongest on the market! Every piece of timber is pressure treated!

APEX SHED

FROM JUST
£449

Under 2.5m



APEX AVAILABLE IN 2 CONFIGURATIONS

Configuration A



Configuration B

APEX SHEDS
SIZES & PRICES

Size ft (WxD)	No. of Windows	Price
4 x 4	0	£449
4 x 6	2	£499
5 x 7	2	£599
6 x 8	2	£679
6 x 10	2	£769
8 x 8	2	£799
6 x 12	2	£969
8 x 10	2	£999
8 x 12	2	£1,139
8 x 14	2	£1,349
10 x 14	2	£1,649
10 x 16	2	£1,849
10 x 18	2	£2,049
10 x 20	2	£2,199



ODD AND LARGER AVAILABLE - PRICES ON REQUEST

Specifications


- **Internal eaves height:** Approx. 70"
- **Internal ridge height:** Approx. 86"
- **Roof:** Polyester mineral felt. Tongue and groove cladding. Extra strong roof framework. All Apex sheds 8ft x 8ft or larger will come with a fully trussed roof (this means there will be no sagging) and a 12 inch front overhang on roof.
- **Walls:** Extra strong wall framework with diagonal bracing. Redwood shiplap cladding.
- **Floor:** Tongue and groove flooring. Floor beams to give permanent dry air flow.
- **Windows:** Fixed toughened glass windows. 4ft x 4ft has no window, All Apex sheds 4ft x 6ft or larger come with 2 windows as standard.
- **Door:** single 27". Galvanised door furniture, including 3 x 12" T hinges, 2 x turn buttons, 1 hasp and staple, stainless steel nails.
- **FREE** fitted shelf.
- Under 2.5m high.



Roof truss in 8' x 8' and above

FREE
FITTED
SHELF

Tongue & groove floor



Diagonal bracing

ADD A LOG STORE
TO YOUR APEX SHED
FOR JUST
20% EXTRAAVAILABLE ON THE LEFT
OR RIGHT HAND SIDE

APEX & PENT SHEDS ACCESSORIES, OPTIONS & UPGRADES

Accessories	Price
Door hook & eye (each)	£12
Heavy duty padlock with 3 keys	£29
Galvanised security grill (each)	£29
500mm strong hold floor bar	£49
Contemporary air vents (pair)	£49
Protek - 5 litres (supply only)	£65
Galvanised security door bar (from)	£79
Electrics package	£680

Options & upgrades	Price
Replace glass windows with perspex	FREE
Extra fixed window	£30
Upgrade to opening window (each)	£30
Extra opening window	£40
Upgrade to Georgian window (each)	£30
Right-handed hinged door	£30
Upgrade to 3ft shed door	£45
Upgrade to double shed doors	£50
Replace with stable door	£50
Firestone rubber roof + vents (per sqft)	£4.50
25mm* shiplap cladding (per sqft)	£5

Ridge and eaves height may change depending on the size of the building. Bearers and bases will raise the height of the building.

FREE 100% PRESSURE TREATMENT • FREE DELIVERY • FREE ASSEMBLY

We still have sheds that are over 30 years old in gardens nationwide. What great value for money!

PENT SHED

FROM JUST
£449

Under 2.5m



PENT / REVERSE PENT SHEDS SIZES & PRICES

Size ft (WxD)	No. of Windows	Price
4 x 4	0	£449
6 x 4	1	£499
7 x 5	1	£599
8 x 6	1	£679
10 x 6	2	£769
8 x 8	1	£799
12 x 6	2	£969
10 x 8	2	£999
12 x 8	2	£1,139
14 x 8	2	£1,349
14 x 10	2	£1,649
16 x 10	2	£1,849
18 x 10	2	£2,049
20 x 10	2	£2,199

ODD AND LARGER AVAILABLE - PRICES ON REQUEST

Specifications

- **Internal eaves height:** Approx. 70"
- **Internal ridge height:** Approx. 78"
- **Roof:** Polyester mineral felt. Tongue and groove cladding. Extra strong roof framework. All Pent sheds 7ft x 5ft or larger will come with a fully trussed roof - this means there will be no sagging.
- **Walls:** Extra strong wall framework with diagonal bracing. Redwood shiplap cladding.
- **Floor:** Tongue and groove flooring. Floor beams to give permanent dry air flow.
- **Windows:** fixed toughened glass window(s). 4ft x 4ft has no window. All Pent sheds 10ft x 6ft or larger come with 2 windows as standard. All Reverse Pent Sheds 6ft x 4ft come with 2 windows as standard.
- **Door:** single 27". Galvanised door furniture, including 3 x 12" T hinges, 2 x turn buttons, 1 hasp and staple, stainless steel nails.
- **FREE** fitted shelf.
- Under 2.5m high.

PENT AVAILABLE IN 2 CONFIGURATIONS

Configuration A



Configuration B (+£30)



REVERSE PENT SHED

Under 2.5m

FROM JUST
£449



ADD A BASE TO YOUR SHED - SEE PAGE 6 FOR OPTIONS

PROTECT YOUR SHED PROTEK ROYAL EXTERIOR

Protek Royal Exterior is a quick drying, water-based product that is robust and hard wearing. It can be applied to all pressure treated timber to protect and weather-proof your building. Available in a selection of colours. **SEE PAGE 8 for more details and colours.**



REVERSE PENT AVAILABLE IN 2 CONFIGURATIONS

Configuration A

Configuration B



ADD A HEAVY DUTY PADLOCK

Heavy duty padlock with secure double locking mechanism, anti-cut and anti-saw steel. Comes with three keys **See accessories pages 8-13.**

Ridge and eaves height may change depending on the size of the building. Bearers and bases will raise the height of the building.

CORNER PENT SHED

FREE 100% PRESSURE TREATMENT • FREE DELIVERY • FREE ASSEMBLY

These sheds are the strongest on the market! Every piece of timber is pressure treated!

CORNER PENT SHED

Under 2.5m

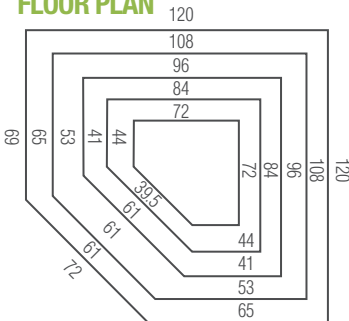
FROM JUST
£799CORNER PENT SHED
SIZES & PRICES

Size ft (WxD)	No. of Windows	Doors	Price
6 x 6	2	Single	£799
7 x 7	2	Double	£899
8 x 8	2	Double	£999
9 x 9	2	Double	£1,199
10 x 10	2	Double	£1,349

Specifications

- **Internal eaves height:** Approx. 70"
- **Internal ridge height:** Approx. 78"
- **Roof:** Polyester mineral felt. Tongue and groove cladding. Extra strong roof framework.
- **Walls:** Extra strong wall framework with diagonal bracing. Redwood shiplap cladding.
- **Floor:** Tongue and groove flooring. Floor beams to give permanent dry air flow.
- **Windows:** 2 fixed toughened glass windows.
- **Door:** Double doors. Galvanised door furniture, including 6 x 12" T hinges, 1 x turn buttons, 1 x hasp and staple, stainless steel nails.
- Under 2.5m high.

FLOOR PLAN




Not to scale - Measurements in inches 69

Diagonal bracing



Tongue & groove floor



100%

**PRESSURE-TREATED
TIMBER**

**VOTED
NUMBER 1**
BY LOCAL GARDENERS AND
TRADES PEOPLE

**ADD A BASE TO
YOUR SHED
SEE PAGE 6**

CORNER PENT SHED ACCESSORIES, OPTIONS & UPGRADES

Accessories	Price
Door hook & eye (each)	£12
Heavy duty padlock with 3 keys	£29
Galvanised security grill (each)	£29
500mm strong hold floor bar	£49
Contemporary air vents (pair)	£49
Protek - 5 litres (supply only)	£65
Galvanised security door bar (from)	£79
Electrics package (installed)	£680

Options & upgrades	Price
Replace windows with perspex	FREE
Upgrade to one opening window	£30
Upgrade to two opening windows	£60
Firestone rubber roof + vents (per sqft)	£4.50
25mm* shiplap cladding (per sqft)	£5

PROTECT YOUR SHED WITH
PROTEK ROYAL EXTERIOR

A quick drying, water-based product that is robust and hard wearing. Available in a selection of colours.

SEE P8 for more details and colours.



Ridge and eaves height may change depending on the size of the building. Bearers and bases will raise the height of the building.

FREE 100% PRESSURE TREATMENT • FREE DELIVERY • FREE ASSEMBLY

We still have sheds that are over 30 years old in gardens nationwide. What great value for money!

SINGLE POTTING SHED

Under 2.5m

FROM JUST
£919



POTTING SHED SIZES & PRICES

Size ft (WxD)	Single Price £	Size ft (WxD)	Double Price
6 x 4	£919	4 x 6	-
6 x 6	£1,019	6 x 6	£1,290
8 x 6	£1,129	6 x 8	£1,490
10 x 6	£1,359	6 x 10	£1,790
10 x 8	£1,499	8 x 10	£1,990
12 x 6	£1,699	6 x 12	£2,260
12 x 8	£1,799	8 x 12	£2,360
12 x 10	£1,949	10 x 12	£2,560

Specifications

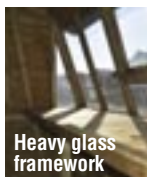
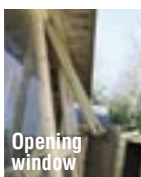
- **Internal rear height:** 72"
- **Internal front height:** 79"
- **Roof:** Polyester mineral felt. Tongue and groove cladding. Extra strong roof framework. Fully trussed roof.
- **Walls:** Extra strong wall framework (50mm x 75mm timber) with diagonal bracing. Redwood shiplap cladding.
- **Floor:** Tongue and groove flooring. Floor beams to give permanent dry air flow.
- **Windows:** Heavy 4" x 2" joinery glass frame with opening window.
- **Door:** Single shed door. Galvanised door furniture, including 3 x 12" T hinges, 2 x turn buttons, 1 x hasp & staple. Stainless steel nails.
- **FREE** potting shelf under window. A double potting shed has a shelf under each window.
- Door moved either end free of charge.
- Under 2.5m high.

SINGLE AVAILABLE IN 2 CONFIGURATIONS

Configuration A



Configuration B



DOUBLE POTTING SHED

Under 2.5m

FROM JUST
£1,250



FREE
POTTING
SHELF



PROTEK ROYAL EXTERIOR, GUTTERING KITS & VENTS RECOMMENDED FOR ALL BUILDINGS: SEE P8 FOR DETAILS



POTTING SHED ACCESSORIES, OPTIONS & UPGRADES

Accessories	Price
Door hook & eye (each)	£12
Heavy duty padlock with 3 keys	£29
Contemporary air vents (pair)	£49
Protek - 5 litres (supply only)	£65
Electrics package (installed)	£680

100%

PRESSURE-TREATED TIMBER

**ADD A BASE TO YOUR SHED
SEE PAGE 6**

Options & upgrades	Price
Stable door	£50
Firestone rubber roof + vents (per sqft)	£4.50
25mm* shiplap cladding (per sqft)	£5

VOTED NUMBER 1
BY LOCAL GARDENERS AND TRADES PEOPLE

Ridge and eaves height may change depending on the size of the building. Bearers and bases will raise the height of the building.

FREE 100% PRESSURE TREATMENT • FREE DELIVERY • FREE ASSEMBLY

We still have sheds & summerhouses that are over 30 years old in gardens nationwide!

SHED/SUMMERHOUSE

Under 2.5m

FROM JUST
£829SHED/SUMMERHOUSE
SIZES & PRICES

Size ft (WxD)	Price
8 x 6	£829
10 x 6	£979
8 x 8	£1,059
10 x 8	£1,179
10 x 10	£1,399

PRICES ON REQUEST FOR ODD OR LARGER SIZES.

Based on our Apex Shed, this summerhouse comes with a roof overhang & wavy fascia board. Ideal for anywhere in the garden.

Specifications

- **Roof:** Polyester mineral felt. Tongue and groove cladding. Extra strong roof framework.
- **Walls:** Extra strong framework with diagonal bracing. Redwood shiplap cladding.
- **Floor:** Tongue and groove flooring. Floor bearers.
- **Windows:** Two fixed Georgian toughened glass windows, 24" x 24".
- **Door/s:** Single 3' door. Galvanised door furniture, including, 3 x 12" T hinges, two turn buttons, hasp and staple, stainless steel nails.

SHED STYLE SUMMERHOUSE ACCESSORIES, OPTIONS & UPGRADES

Accessories	Price
Door hook & eye (each)	£12
Heavy duty padlock with 3 keys	£29
Contemporary air vents (pair)	£49
Protek - 5 litres (supply only)	£65
Electrics package (installed)	£680

Options & upgrades	Price
Extra fixed Georgian window	£40
Extra opening Georgian window	£65
Felt shingles (per sqft)	£4
Firestone rubber roof + vents (per sqft)	£4.50
25mm* shiplap cladding (per sqft)	£5

**ADD A BASE
TO YOUR SUMMERHOUSE
OR KIOSK - SEE PAGE 6
FOR OPTIONS**

KIOSK /
RETAIL UNIT

Based on our Apex Shed, this Christmas Kiosk/Retail Unit comes with a roof overhang, wavy fascia board, front serving hatch & side door. Perfect for selling goods. **PRICE IS FOR 8' X 6' KIOSK.** OTHER SIZES AVAILABLE, PRICES ON REQUEST.

8' X 6'
JUST
£1,059**100%**

PRESSURE-TREATED TIMBER

Specifications

- **Roof:** Polyester mineral felt. Tongue and groove cladding. Extra strong roof framework.
- **Walls:** Extra strong framework with diagonal bracing. Redwood shiplap cladding.
- **Floor:** Tongue & groove flooring. Floor beams and floor bearers.
- **Door/s:** Single shed door. Galvanised door furniture, including 3 x 12" T hinges, two turn buttons, hasp & staple, stainless steel nails.
- Front serving hatch & shelf.

KIOSK/RETAIL UNIT ACCESSORIES, OPTIONS & UPGRADES

Accessories	Price
Door hook & eye (each)	£12
Heavy duty padlock with 3 keys	£29
Contemporary air vents (pair)	£49
Protek - 5 litres (supply only)	£65
Electrics package (installed)	£680

Options & upgrades	Price
Extra fixed window	£30
Extra opening window	£65
Felt shingles (per sqft)	£4
Firestone rubber roof + vents (per sqft)	£4.50
25mm* shiplap cladding (per sqft)	£5

Ridge and eaves height may change depending on the size of the building. Bearers and bases will raise the height of the building.


Available to order online: www.skidders-sheds.com

FREE 100% PRESSURE TREATMENT • FREE DELIVERY • FREE ASSEMBLY

Strong and heavy duty workshops!

APEX WORKSHOP

2.5m high



FROM JUST
£1,479

DOORS AND WINDOWS MOVED FREE OF CHARGE

PENT WORKSHOP

2.5m high



FROM JUST
£1,479

Shown with Georgian window upgrade

DOORS AND WINDOWS MOVED FREE OF CHARGE

TF200 Vapour Membrane available in 4 colour options for an additional £90



PROTEK ROYAL EXTERIOR, GUTTERING KITS & VENTS RECOMMENDED FOR ALL BUILDINGS: SEE P8 FOR DETAILS



APEX & PENT WORKSHOP SIZES & PRICES

Size ft (DxW)	Windows	Price
8 x 8	2	£1,479
8 x 10	2	£1,629
8 x 12	2	£1,849
8 x 14	4	£2,329
8 x 16	4	£2,549
10 x 10	2	£1,999
10 x 12	2	£2,429
10 x 14	4	£2,679
10 x 16	4	£2,949
10 x 18	4	£3,189
10 x 20	4	£3,349

ANY SIZE UP TO 20'(W) APEX PRICES FOR LARGER SIZES ON REQUEST



FREE VENTS

Optional superfoil insulation

Strong and heavy duty, this sectional building workshop is ideal for machinery or storage, as a sports room or studio, or a number of industrial uses. This building can be fully insulated for warmth meaning it can be also used all year round - great for use as an office or hobby room.

Specifications

- **Roof:** Polyester mineral felt. Tongue & groove cladding. Extra strong roof framework. Fully trussed roof to prevent sagging.
- **Walls:** Extra strong 75mm x 50mm heavy framework with diagonal bracing for extra strength and durability. Redwood shiplap cladding.
- **Floor:** Tongue and groove floor with floor beams and floor bearers.
- **Windows:** Fixed toughened glass windows.
- **Doors:** Single ledge and brace door 3" thick and 3' wide. Galvanised door furniture, including 3 x crank and band heavy duty adjustable hinges, 2 x turn buttons, 1 x pad bolt, stainless steel nails.
- Doors & windows in pairs moved FOC.
- 18" roof overhang.

APEX/PENT WORKSHOP ACCESSORIES, OPTIONS & UPGRADES

Accessories	Price
Door hook & eye (each)	£12
Heavy duty padlock with 3 keys	£29
Galvanised security grill (each)	£29
500mm stronghold floor bar	£49
Contemporary air vents (pair)	£49
Protek - 5 litres (supply only)	£65
4ft galvanised security door bar	£89
5ft galvanised security door bar	£99
7ft galvanised security door bar	£119
Electrics package (installed)	£680

Apex & Pent Workshops come with external 16mm redwood shiplap timber. Upgrade to 25mm (before planing) for £5 per sqft of floor area.

Options & upgrades	Price
Upgrade to opening window	£30
Extra fixed plain window	£30
Extra opening plain window	£40
Upgrade to eco double glazing fixed window (each)	£65
Upgrade to eco double glazing opening window (each)	£95
Upgrade to Georgian window	£30
Extra 3ft ledged & braced door	£100
Upgrade to heavy double doors	£100
TF200 Vapour membrane (fitted)	£90
Firestone rubber roof + vents (per sqft)	£4.50
Superfoil insulation for roof and floor (per sqft)	£6
Insulation & pine match boarding total thickness 110mm (per sqft)	£13.50
25mm* shiplap cladding (per sqft)	£5

Ridge and eaves height may change depending on the size of the building. Bearers and bases will raise the height of the building.

FREE 100% PRESSURE TREATMENT • FREE DELIVERY • FREE ASSEMBLY

The Budget Summerhouse would be a great addition to any garden at an affordable price.

BUDGET PLAIN



Under 2.5m

FROM JUST
£799

BUDGET PLAIN SUMMERHOUSE SIZES & PRICES

Size ft (WxD)	Doors	Price
6 x 6	Single	£799
8 x 6	Single	£999
8 x 6	Double	£1,059
8 x 8	Double	£1,169
10 x 8	Double	£1,279
10 x 10	Double	£1,559

FOR ODD SIZES PRICE NEXT SIZE UP. OTHER SIZES AVAILABLE PLEASE ENQUIRE

Specifications

- **Internal eaves height:** Approx. 78"
- **Internal ridge height:** Approx. 94"
- **Roof:** Polyester mineral felt. Tongue and groove cladding. Extra strong roof framework. 10ft x 8ft or larger will come with a fully trussed roof - this means there will be no sagging.
- **Walls:** Extra strong wall framework with diagonal bracing. Redwood shiplap cladding.
- **Floor:** Tongue and groove flooring. Floor beams to give permanent dry air flow.
- **Windows:** One fixed toughened glass window. Budget Plain has plain glazing. Budget Georgian has long pane Georgian-style glazing.
- **Door/s:** 6' x 6' comes with a 30" single door, over 6' x 6' comes with double doors. Three turn buttons.
- **Budget Plain** - Plain glazed door/s.
- **Budget Georgian** - Georgian-style glazed door/s. Black antique-style door furniture and stainless steel nails.
- Under 2.5m high.
- 100% pressure-treated wood.

BUDGET GEORGIAN



Under 2.5m

FROM JUST
£936

BUDGET GEORGIAN SUMMERHOUSE SIZES & PRICES

Size ft (WxD)	Doors	Price
6 x 6	Single	£936
8 x 6	Single	£1,119
8 x 6	Double	£1,149
8 x 8	Double	£1,279
10 x 8	Double	£1,399
10 x 10	Double	£1,689

FOR ODD SIZES PRICE NEXT SIZE UP. OTHER SIZES AVAILABLE PLEASE ENQUIRE

Black antique-style door furniture:



BUDGET AVAILABLE IN 2 CONFIGURATIONS

Configuration A



Configuration B



ADD A BASE TO YOUR SUMMERHOUSE SEE PAGE 6

BUDGET PLAIN & GEORGIAN ACCESSORIES, OPTIONS & UPGRADES

Accessories	Price
Door hook & eye (each)	£12
Contemporary air vents (pair)	£49
Protek - 5 litres (supply only)	£65
Electrics package (installed)	£680

Options & upgrades	Price
Upgrade to opening window	£45
TF200 vapour membrane	£90
Felt shingles (per sqft)	£4
Firestone Rubber roof + vents (per sqft)	£4.50
25mm (before planing) shiplap cladding (per sqft)	£5



Ridge and eaves height may change depending on the size of the building. Bearers and bases will raise the height of the building.

FREE 100% PRESSURE TREATMENT • FREE DELIVERY • FREE ASSEMBLY

The Traditional Summerhouse will enhance your garden. The possibilities for its use are endless!

TRADITIONAL

FROM JUST
£1,299




2.5m high **W**

D

WITH VERANDA

FROM JUST
£1,499



2.5m high

D

W

TRADITIONAL SUMMERHOUSE SIZES & PRICES

Size ft (WxD)	Price No Veranda	Price With Veranda
8 x 6	£1,299	£1,499
8 x 8	£1,749	£1,999
10 x 6	£1,749	£1,999
10 x 8	£1,999	£2,349
10 x 10	£2,399	£2,699
12 x 8	£2,399	£2,699
12 x 10	£2,599	£2,899
14 x 10*	£2,899	£3,199

*Buildings over 12' width will be over 2.5m high. The width and depth of these buildings can be reversed FREE OF CHARGE to make them under 2.5m.

CALL FOR ANY SIZE UP TO 20' x 30'


TF200 Vapour Membrane available in 4 colour options for an additional £90



RED



BLUE



BLACK



GREEN

Specifications

- **Overhang:** 18" on Traditional
- **Overhang:** 4' on Veranda style
- **Roof:** Polyester mineral felt. Tongue and groove cladding. Extra strong roof framework. Fully trussed roof - this means there will be no sagging.
- **Walls:** Extra strong 75mm x 50mm heavy wall framework with diagonal bracing. Redwood shiplap cladding.
- **Floor:** Tongue and groove flooring. Floor beams and floor bearers to give permanent dry air flow.
- **Windows:** Four toughened plain glass fixed windows.
- **Doors:** Double doors, fully glazed with toughened glass. Black antique-style door furniture, including handle lock and key, three turn buttons and stainless steel nails.
- 100% pressure-treated wood.
- 2.5m high*.

PROTEK ROYAL EXTERIOR, GUTTERING KITS & VENTS RECOMMENDED FOR ALL BUILDINGS: SEE P8 FOR DETAILS



VERANDA SUMMERHOUSE PLEASE NOTE: ADD 4FT TO THE DEPTH FOR THE CORRECT BASE AND ROOF SIZES

TRADITIONAL SUMMERHOUSE ACCESSORIES, OPTIONS & UPGRADES

Accessories	Price
Door hook & eye (each)	£12
Contemporary air vents (pair)	£49
Protek - 5 litres (supply only)	£65
Electrics package (installed)	£680

UPGRADE TO THICKER EXTERNAL WALL TIMBER:

These summerhouses come with external 16mm Redwood shiplap timber. Upgrade to 25mm (before planing) for £5 per sqft of floor area.

Options & upgrades

Options & upgrades	Price
Extra fixed plain window	£45
Upgrade to opening window	£45
Extra opening window	£55
Upgrade to 12 pane long Georgian fixed window (each)	£49
12 pane long Georgian opening window (each)	£59
Georgian double joinery doors & windows (per build)	£90
Lead wire (square/diamond) (per build)	£90
Economy fixed double glazed window (each)	£65
Economy opening double glazed window (each)	£95
Economy double glazing (standard spec per build)	£400
TF200 vapour membrane	£90
Felt shingles (per sqft)	£4
Firestone rubber roof + vents (per sqft)	£4.50
Cladding & insulation (per sqft, based on floor size)	£13.50
Insulated roof & floor with Superfoil (per sqft, based on floor size)	£6

Ridge and eaves height may change depending on the size of the building. Bearers and bases will raise the height of the building.

FREE 100% PRESSURE TREATMENT • FREE DELIVERY • FREE ASSEMBLY

*A Belvoir Summerhouse would be a great addition to any garden.***CORNER PENT**

2.5m high

FROM JUST
£1,299**CORNER PENT
SIZES & PRICES**

Size ft (WxD)	Doors	Price
6 x 6	Single	£1,299
7 x 7	Double	£1,479
8 x 8	Double	£1,589
9 x 9	Double	£1,899
10 x 10	Double	£2,149

LARGER SIZES PRICE ON REQUEST.
FOR FLOOR PLAN SEE P18**Specifications**

- **Internal eaves height back:** Approx. 80"
- **Internal front:** Approx. 88"
- **Roof:** Polyester mineral felt. Tongue & groove cladding. Extra strong roof framework.
- **Walls:** Extra strong 75mm x 50mm heavy framework with diagonal bracing. Redwood shiplap cladding.
- **Floor:** Tongue and groove flooring. Floor beams and floor bearers. See page 10, Pent Shed, for floor plan.
- **Windows:** Two Georgian fixed windows (12 panes).
- **Doors:** Fully glazed toughened glass joinery double Georgian doors. Black antique door furniture, including antique handle lock and key, three turn buttons and stainless steel nails.
- Under 2.5m high.

CORNER PENT SUMMERHOUSE ACCESSORIES, OPTIONS & UPGRADES

For accessories see Apex and Pent Studio Summerhouse - P26

UPGRADE TO THICKER EXTERNAL WALL TIMBER:

Upgrade to 25mm (before planing) external Redwood shiplap timber for £5 per sqft based on floor area.

Options & upgrades	Price
Upgrade to 1 opening window	£45
Upgrade to 2 opening windows	£90
TF200 vapour membrane	£90
Firestone rubber roof + vents (per sqft)	£4.50
Insulation (per sqft)	£13.50

ADD A BASE TO YOUR SUMMERHOUSE - SEE PAGE 6**SQUARE BELVOIR**

2.5m high*

FROM JUST
£2,799**SQUARE BELVOIR
SIZES & PRICES**

Size ft (WxD)	Doors	Price
8 x 8	Double	£2,799
10 x 8	Double	£3,099
10 x 10	Double	£3,349

LARGER SIZES PRICE ON REQUEST

Specifications

- **Roof:** Same as Belvoir/Corner Belvoir.
 - **Walls:** Same as Belvoir/Corner Belvoir.
 - **Floor:** Same as Belvoir/Corner Belvoir.
 - **Windows:** Four fixed Georgian toughened glass windows.
 - **Doors:** Same as Belvoir/Corner Belvoir with Georgian-style double doors. Three turn buttons.
- *2.5m high excluding roof finial.

SQUARE BELVOIR SUMMERHOUSE ACCESSORIES, OPTIONS & UPGRADES

Image shows upgrade of extra opening windows.

UPGRADE SQUARE BELVOIR TO A TRIPLE LAYER SLATTED WOODEN ROOF

8' x 8': £365

10' x 8': £395

10' x 10': £425

Site inspection may be required. See left for roof details.



For accessories, see Belvoir and Corner Belvoir Summerhouse - P25

PROTEK ROYAL EXTERIOR,
GUTTERING KITS &
VENTS RECOMMENDEDFOR ALL BUILDINGS:
SEE P8 FOR DETAILS

Options	Price
Opening window (each, up to 4)	£20
12 pane long Georgian fixed window (each)	£55
12 pane long Georgian opening window (each)	£59
TF200 vapour membrane	£90
Felt shingles (per sqft)	£4
Insulation (per sqft)	£13.50

Ridge and eaves height may change depending on the size of the building. Bearers and bases will raise the height of the building.


FREE 100% PRESSURE TREATMENT • FREE DELIVERY • FREE ASSEMBLY

Our Square Belvoir & Corner Pent Summerhouses are ideal to position against a wall or hedge.

BELVOIR

2.5m high*

FROM JUST
£1,749



BELVOIR SIZES & PRICES

Size ft (WxD)	Doors	Price
6 x 6	Single	£1,749
8 x 6	Double	£2,219
8 x 8	Double	£2,549
10 x 8	Double	£2,769
10 x 10	Double	£3,099

LARGER SIZES PRICE ON REQUEST

Specifications

- **Roof:** Traditional cut and pitched roof with Polyester mineral felt. Tongue and groove cladding. Extra strong roof framework.
- **Walls:** Extra strong 75mm x 50mm heavy framework with diagonal bracing. Redwood shiplap cladding.
- **Floor:** Tongue and groove flooring. Floor beams and floor bearers with 3" clearance for air flow.
- **Windows:** Two plain fixed toughened glass windows.
- **Door/s:** Fully glazed toughened glass joinery doors. 6' x 6' comes with a single door. All larger sizes come with double doors. Black antique door furniture, including antique handle lock and key, three turn buttons and stainless steel nails.

*2.5m high excluding roof finial

CORNER BELVOIR

2.5m high*

FROM JUST
£1,749



CORNER BELVOIR SIZES & PRICES

Size ft (WxD)	Doors	Price
6 x 6	Single	£1,749
7 x 7	Double	£2,199
8 x 8	Double	£2,449
9 x 9	Double	£2,769
10 x 10	Double	£3,099

LARGER SIZES PRICE ON REQUEST

TF200 Vapour Membrane available in 4 colour options for an additional £90



Images show: Belvoir with upgraded leaded windows & doors & triple layer wooden roof. Corner Belvoir with upgraded triple layer timber roof, half clad doors and leaded opening windows.

BELVOIR & CORNER BELVOIR SUMMERHOUSE ACCESSORIES, OPTIONS & UPGRADES

Accessories	Price
Door hook & eye (each)	£12
Heavy duty padlock with 3 keys	£29
Contemporary air vents (pair)	£49
Protek - 5 litres (supply only)	£65
Electrics package (installed)	£680

UPGRADE TO THICKER EXTERNAL WALL TIMBER: Upgrade to 25mm (before planing) external Redwood shiplap timber for £5 per sqft based on floor area.

Options & upgrades	Price
Extra fixed plain window	£45
Opening window upgrade	£45
Extra opening plain window	£55
Extra fixed economy double glazed window	£65
Extra opening economy double glazed window	£95
Georgian door & windows (per build)	£90
Economy double glazing (per build)	£300
Lead wire (per build)	£90
Felt shingles (per sqft)	£4
TF200 vapour membrane	£90
Insulation (per sqft)	£13.50

UPGRADE BELVOIR & CORNER BELVOIR TO A TRIPLE LAYER SLATTED WOODEN ROOF

All sizes up to 8'x8': £299
10'x8': £365
10'x10': £425

Site inspection may be required. 6' x 6' roof is delivered whole. 7' x 7', 8' x 8', & 9' x 9' roofs delivered in 2 half sections. 10' x 10' roof delivered in 4 sections. Please check panel dimensions.



Ridge and eaves height may change depending on the size of the building. Bearers and bases will raise the height of the building.

APEX STUDIO / PENT STUDIO

Skinner's Sheds
EST. 1979
FREE 100% PRESSURE TREATMENT • FREE DELIVERY • FREE ASSEMBLY
These summerhouses are the strongest on the market! Every piece of timber is pressure-treated!
APEX STUDIO

2.5m high

**FROM JUST
£1,289**


W

D

**APEX AND PENT STUDIO
SIZES & PRICES**

Size ft (WxD)	Doors	Price
6 x 6	Double	£1,289
8 x 6	Double	£1,549
8 x 8	Double	£1,999
10 x 6	Double	£1,999
10 x 8	Double	£2,349
10 x 10	Double	£2,549
12 x 8	Double	£2,549
12 x 10	Double	£2,799

ANY SIZES UP TO 20' x 30'


These pressure-treated Apex and Pent Studio Summerhouses would enhance any garden or pool side. They have many uses from changing room to spa room, home office or hot tub room. These buildings can also be insulated with Rockwool and clad in pine match boarding.

Specifications

- **Roof:** Polyester mineral felt. Tongue & groove cladding. Extra strong roof framework. They come with a fully trussed roof to prevent sagging.
- **Walls:** Extra strong 75mm x 50mm heavy framework with diagonal bracing. Redwood shiplap cladding.
- **Floor:** Tongue and groove flooring. Floor beams and floor bearers.
- **Windows:** Toughened glass fully glazed windows. Two full-length fixed & two full-length with top opener windows. 6 x 6 buildings do not come with front windows.
- **Door/s:** Fully glazed toughened glass joinery double doors. Black antique door furniture, including antique handle lock and key, three turn buttons, and stainless steel nails.
- Under 2.5m high.
- 18" roof overhang.

PENT STUDIO

2.5 high

**FROM JUST
£1,289**


W

D



Full-length windows

**PROTEK ROYAL EXTERIOR,
GUTTERING KITS & VENTS
RECOMMENDED
FOR ALL BUILDINGS:
SEE P8 FOR DETAILS**

APEX & PENT STUDIO SUMMERHOUSE ACCESSORIES, OPTIONS & UPGRADES

Accessories	Price
Door hook & eye (each)	£12
Contemporary air vents (pair)	£49
500mm strong hold floor bar	£49
Proték - 5 litres (supply only)	£65
Electrics package (installed)	£680

**ADD A BASE TO YOUR
SUMMERHOUSE - SEE PAGE 6**

Options & upgrades	Price
Extra fixed plain window	£65
Extra fixed with top opening	£95
Economy double glazed long window	£110
Economy double glazed long window top opener	£135
Economy double glazing on standard spec (per build)	£590
Firestone rubber roof + vents (per sqft)	£4.50
Insulation & pine match boarding (per sqft)	£13.50
TF200 vapour membrane	£90

**UPGRADE
TO THICKER
EXTERNAL
WALL TIMBER:**
**Upgrade to 25mm
(before planing) external
Redwood shiplap timber
for just £5 per sqft
based on floor area.**
Ridge and eaves height may change depending on the size of the building. Bearers and bases will raise the height of the building.

FREE 100% PRESSURE TREATMENT • FREE DELIVERY • FREE ASSEMBLY

These summerhouses are the strongest on the market! Every piece of timber is pressure-treated!

LOGLAP CABIN

2.5m high*



WITH VERANDA

2.5m high*



100%


PRESSURE-TREATED TIMBER

LOGLAP CABIN WITH AND WITHOUT VERANDA SIZES & PRICES

Size ft (WxD)	No. of Windows	Without veranda Price	With veranda Price
8x6	4	£1,549	£1,749
10x6	4	£2,049	£2,319
8x8	4	£2,049	£2,319
10x8	4	£2,359	£2,619
12x8	4	£2,779	£3,029
14x8*	4	£3,299	£3,599
14x10*	6	£3,599	£3,899
16x10*	8	£4,199	£4,449

* Building over 12' width will be over 2.5m high. The width and depth of these buildings can be reversed FREE OF CHARGE to make them under 2.5m. LARGER SIZES AVAILABLE. PRICES ON REQUEST.

TF200 Vapour Membrane available in 4 colour options for an additional £90



Black antique furniture

Specifications

- **Roof:** Heavy duty mineral felt. Tongue & groove cladding. Extra strong roof framework. Fully trussed roof to prevent sagging.
- **Walls:** Extra strong 75mm x 50mm heavy framework with diagonal bracing for extra strength and durability. Loglap tongue and groove pressure treated cladding.
- **Floor:** Triple layer pallet floor. Tongue and groove floor with 75mm air flow.
- **Windows:** Four fixed Georgian joinery windows fully glazed with toughened glass. 8 x 6 buildings come with narrower front windows.
- **Doors:** Double Georgian joinery doors fully glazed with toughened glass. Black antique door furniture, including antique handle lock and key, two door bolts, and three turn buttons.
- 18" roof overhang.

PROTEK ROYAL EXTERIOR, GUTTERING KITS & VENTS RECOMMENDED FOR ALL BUILDINGS: SEE P8 FOR DETAILS



LOGLAP CABIN STYLE /WITH VERANDA ACCESSORIES, OPTIONS & UPGRADES

Accessories	Price
Door hook & eye (each)	£12
Contemporary air vents (pair)	£49
Protek - 5 litres (supply only)	£65
Electrics package (installed)	£680

ADD A BASE TO YOUR SUMMERHOUSE - SEE PAGE 6

Options & upgrades	Price
Extra fixed Georgian window	£65
Extra opening Georgian window	£75
Upgrade to 12 pane long Georgian fixed window (each)	£49
Upgrade to 12 pane long Georgian opening window (each)	£59
Upgrade to felt shingles (per sqft)	£4
Firestone rubber roof + vents (per sqft)	£4.50
Insulation & pine match boarding (per sqft)	£13.50
TF200 vapour membrane	£90

PROTECT YOUR BUILDING WITH PROTEK ROYAL EXTERIOR

See page 8



Ridge and eaves height may change depending on the size of the building. Bearers and bases will raise the height of the building.

FREE 100% PRESSURE TREATMENT • FREE DELIVERY • FREE ASSEMBLY

Your animals will have the strongest shelters on the market!

KENNEL

Under 2.5m

FROM JUST
£99



All our outdoor dog kennels are built to order from pressure treated timber and include a felted roof.

DOG KENNEL SIZES & PRICES

Size ft (WxD)	Price
2 x 2	£99
3 x 3	£139
4 x 4	£199

HOUSE & RUN

Under 2.5m

FROM JUST
£949



with extended roof

Specifications

- Stable door.
- Small viewing window.
- Large internal storage shelf.
- 6 x 4 house with 6 x 6 galvanised run.
- Roof option available.

ANIMAL HOUSE & RUN SIZES & PRICES

Size ft (WxD)	Price
6 x 4 (+ 6 x 6 run)	£949
6 x 4 (+ 6 x 6 run) with extended roof	£1,049

KENNEL, HOUSE & RUN ACCESSORIES & OPTIONS & UPGRADES

Accessories	Price
Protek - 5 litre tin (supply only)	£65
Heavy duty padlock with 3 keys	£29
Options & upgrades	Price
Extra wire panel 6 x 6	120
Extra wire panel 6 x 6 with door	160
6 x 6 platform base with cage supports	135

FIELD SHELTERS

Specifications

- **Roof:** Black Onduline roof sheeting, one clear roof sheet per bay. 150mm x 50mm purlins at 600mm centres.
- **Walls:** Extra strong 75mm x 50mm framework with diagonal bracing at 600mm centres. Ply kickboards on four walls. Front opening.
- No overhang.
- Gable end vents.



100%
PRESSURE-TREATED TIMBER



FROM JUST
£1,319

Over 2.5m

FIELD SHELTER SIZES & PRICES

Size ft (WxD)	Price	On timber skids (Restricted mobility)	On metal skids with chain (Full mobility)
10 x 10	£1,319	£1,479	£1,799
10 x 12	£1,459	£1,619	£2,049
12 x 12	£1,649	£1,749	£2,319
12 x 14	£1,969	£2,199	£2,749
12 x 18	£2,399	£2,599	£3,249
12 x 20	£2,599	£2,899	£3,499

LARGER SIZES AVAILABLE - PRICES ON REQUEST.

UPGRADE TO THICKER EXTERNAL WALL TIMBER:

Upgrade to 25mm external Redwood shiplap timber for just £5 per sqft (before planing) based on floor area.

FREE SITE VISIT

Concrete slab with brick wall is the best base for stables / add-on products. Our expert concrete team can do a free site visit to put your mind at ease. A free site visit is also required.

Ridge and eaves height may change depending on the size of the building. Bearers and bases will raise the height of the building.

FREE 100% PRESSURE TREATMENT • FREE DELIVERY • FREE ASSEMBLY

All equine stables are built to order from 100% pressure-treated timber.

STABLES

Over 2.5m

FROM JUST
£1,499



Building shown has 3 stables - £4,480

STABLES SIZES & PRICES

Size ft (WxD)	Price	Stable/s
10 x 10	£1,499	single stable
	£1,219	add-on stable
10 x 12	£1,699	single stable
	£1,319	add-on stable
12 x 12	£1,849	single stable
	£1,429	add-on stable
12 x 24	£3,278	single stable
12 x 36	£4,707	3 x stables

Specifications

- **Roof:** Black Onduline sheeting, 1 clear per bay. 150mm x 50mm purlins at 600mm centres. Stainless steel nails.
- **Walls:** Extra strong 75mm x 50mm framework with diagonal bracing at 600mm centres. Ply kickboards on four walls.
- **Windows:** Opening window with metal grill.
- **Doors:** Heavy stable door with galvanised chew strips, crank & band adjustable hinges, and a kick bolt.
- 1,200mm overhang.
- Gable end vents.

STABLE ADD-ON PRODUCTS

Our equine corner units, hay stores and tack rooms are all made from pressure-treated timber. **Please ensure you purchase or have purchased a pressure-treated stable before purchasing any of these add-on products.**

CORNER UNIT



Over 2.5m

STABLE
ADD-ON
PRODUCT

FROM JUST
£2,599

CORNER UNIT SIZES & PRICES

Size ft (WxD)	Price
12 x 16	£2,599
12 x 18	£2,899

OTHER SIZES AVAILABLE - PRICES ON REQUEST.

TACK ROOM / HAY STORE



Over 2.5m

FROM JUST
£1,249

STABLE
ADD-ON
PRODUCT

TACK ROOM / HAY STORE SIZES & PRICES

Size ft (WxD)	Price
12 x 8	£1,249
12 x 12	£1,419
12 x 18	£1,799

OTHER SIZES AVAILABLE - PRICES ON REQUEST.

Corner Unit Specifications

As stables but without the window.

Tack Room / Integral Hay Store Specifications

As stables but without the window and without galvanised chew strips.

STABLES / ADD-ON PRODUCTS ACCESSORIES

Accessories	Price
Door hook & eye (each)	£12
Heavy duty padlock with 3 keys	£29
Protek - 5 litres (supply only)	£65

UPGRADE TO THICKER EXTERNAL WALL TIMBER:

Upgrade to 25mm (before planing) external Redwood shiplap timber for just £5 per sqft based on floor area.

PROTEK ROYAL EXTERIOR, GUTTERING KITS & VENTS RECOMMENDED FOR ALL BUILDINGS: SEE P8.



Ridge and eaves height may change depending on the size of the building. Bearers and bases will raise the height of the building.

FREE 100% PRESSURE TREATMENT • FREE DELIVERY • FREE ASSEMBLY

100% pressure-treated. We have garages that are 25 years old on sites across the UK!

SINGLE GARAGE

Over 2.5m

FROM JUST
£1,949SINGLE GARAGE
SIZES & PRICES

Size ft (WxD)	Price	Garage type
10 x 10	£1,949	single
10 x 12	£2,329	single
10 x 14	£2,539	single
10 x 16	£2,669	single
12 x 12	£2,549	single
12 x 14	£3,129	single
12 x 16	£3,269	single
12 x 18	£3,399	single
12 x 20	£3,749	single
20 x 20	£6,699	single

SIZES AVAILABLE UP TO 20 x 70ft.
PRICES ON REQUEST.

A strong and heavy duty garage. This sectional building is ideal for cars, motorbikes or use as a workshop.

Specifications

- **Roof:** Polyester mineral felt. Tongue and groove roof cladding. Extra strong roof framework. Fully trussed.
- **Wall:** Extra strong wall framework 50mm x 75mm timber with diagonal bracing. Redwood shiplap cladding.
- **Floor:** This building comes with **NO FLOOR.**
- **Doors:** Double heavy ledge and braced garage doors 84" x 79" high. Galvanised door furniture, including 6 x crank and band heavy adjustable hinges, 2 x turn buttons, 1 x pad bolt and stainless steel nails.
- 18" roof overhang.
- Panels are either lipped or flush - please specify which option you require.

It is the customers responsibility to fix down and secure to the base.

DOUBLE GARAGE

Over 2.5m



Garage pictured: 20 x 20 garage with extra pair of heavy doors - £6,999

GARAGES ACCESSORIES,
OPTIONS & UPGRADES

Over 2.5m



12' x 30' LUXURY DOUBLE OPEN BAY GARAGE WITH SHINGLES JUST £7,399

Accessories	Price
Door hook & eye (each)	£12
Heavy duty padlock with 3 keys	£29
Contemporary air vents (pair)	£49
Protek - 5 litres (supply only)	£65
Electrics package (installed)	£680

Options & upgrades	Price
Extra fixed 2 x 2 window	£30
Upgrade to opening window	£30
TF200 vapour membrane	£90
Extra 3ft ledged & braced door	£100
Extra pair of heavy garage doors	£300
Firestone rubber roof + vents (per sqft)	£4.50
Shingle tiles (price per sqft)	£4

100%
PRESSURE-TREATED
TIMBER

UPGRADE TO THICKER
EXTERNAL WALL TIMBER:

Upgrade to 25mm (before planing) external Redwood shiplap timber for just £5 per sqft based on floor area.

Ridge and eaves height may change depending on the size of the building. Bearers and bases will raise the height of the building.

Available to order online: www.skidders-sheds.com

FREE 100% PRESSURE TREATMENT • FREE DELIVERY • FREE ASSEMBLY

When painted, our Beach Huts look fantastic. Your own small piece of England by the sea!

BEACH HUT

FROM JUST
£2,569



BEACH HUT SIZES & PRICES

Size ft (WxD)	Price
8 x 16	£2,569
10 x 16	£2,799

OTHER SIZES AVAILABLE - PRICES ON REQUEST.



All buildings are pressure treated and built with strength to stand up to the greatest storms. When painted and fitted out, they look fantastic. Any size built to order.

Specifications for Beach Hut

- **Roof:** Extra strong roof framework. 18" roof overhang.
- **Walls:** Extra strong 75mm x 50mm heavy framework with diagonal bracing for extra strength and durability. Redwood shiplap cladding.
- **Floor:** Floor beams and floor bearers.
- **Doors:** Ledge and braced double doors, stainless steel nails. Galvanised door furniture, including 6 x crank and hand heavy adjustable hinges.

TANALISED SLEEPER BASE - ON BEACH ONLY - £375

WITH VERANDA

FROM JUST
£2,149



BEACH HUT WITH VERANDA SIZES & PRICES

Size ft (WxD)	Price
6 x 8	£2,149

OTHER SIZES AVAILABLE. PRICES ON REQUEST.

Specifications for Beach Hut with Veranda

As above but with 4ft veranda. Add-on extra 4ft when working out roof options.

TF200 Vapour Membrane available in 4 colour options for an additional £90

IMPORTANT!
Beach huts are NOT secured down. This is the customer's responsibility.



TANALISED SLEEPER BASE FOR 6 x 8 BEACH HUT WITH VERANDA - £350

BEACH HUTS ACCESSORIES, OPTIONS & UPGRADES

Accessories	Price	Options & upgrades	Price
Door hook & eye (each)	£12	Upgrade to opening window with shutter in back panel	£145
Heavy duty padlock with 3 keys	£29	TF200 vapour barrier	£90
Contemporary air vents (pair)	£49	Firestone rubber roof + vents (per sqft)	£4.50
7ft galvanised security door bar	£119		

IMPORTANT!
Beach huts must be waterproofed and sealed on an ongoing basis with maine grade paint. Vents are recommended.

UPGRADE TO THICKER EXTERNAL WALL TIMBER:

Upgrade to 25mm (before planing) external Redwood shiplap timber for just £5 per sqft based on floor area.



Ridge and eaves height may change depending on the size of the building. Bearers and bases will raise the height of the building.

FREE 100% PRESSURE TREATMENT • FREE DELIVERY • FREE ASSEMBLY

These garden rooms are the strongest on the market! Every piece of timber is pressure-treated!

SNUG GARDEN ROOM

2.5m high

FROM JUST
£3,599

FREE UPGRADE

These garden rooms include **FREE UPGRADE** to Firestone EPDM rubber roof and 2 free contemporary air vents



FREE UPGRADE
Windows and doors available in **OAK, WHITE or GREY PVC.**

SNUG GARDEN ROOM SIZES & PRICES

Size ft (WxD)	Price
6 x 6	£3,599
8 x 6	£4,199
8 x 8	£5,199
10 x 6	£5,199
10 x 8	£5,649
12 x 6	£5,699
12 x 8	£6,199

LARGER SIZES AVAILABLE - PRICES ON REQUEST.

FREE ELECTRICS PACKAGE



Full electrics package which includes:

- 4 x double sockets (1 with USB)
- 1 x consumer unit
- 4 spot lights and switch.

Connection to main ring **NOT INCLUDED** but can be quoted.

Garden rooms are not completed in one day. Building must be waterproofed with Protek and dry before internal cladding can be fitted.

Strong and heavy duty, this building is fully insulated for warmth and clad roof and walls with pine matchboarding ideal for working all year round.

Specifications

- **Roof:** Free upgrade to Firestone EPDM rubber roof. Tongue & groove cladding with super foil insulation. Extra strong roof framework. Fully trussed.
- **Walls:** Extra strong 100mm x 50mm heavy framework with TF200 vapour barrier, ply, and diagonal bracing for extra strength and durability. Total wall thickness 130mm. Redwood shiplap cladding. Stainless steel nails.
- **Floor:** Double tongue and groove floor with super foil insulation, floor beams and floor bearers.
- **Windows:** 1 PVC double glazed opening window.
- **Doors:** 1 outward opening double glazed PVC door. Half glazed.
- All PVC available in oak, white or grey.
- **Interior cladding:** Pine match boarding fully insulated with PROTECT TF200 (vapour barrier).
- **Free electrics:** see full spec left.
- All 100% pressure-treated.
- 2.5m high.

SNUG GARDEN ROOM ACCESSORIES, OPTIONS & UPGRADES

Accessories	Price
Protek - 5 litre tin (supply only)	£65
For bases - See page 6	

Options & upgrades	Price
PVC Georgian bars	£249 per build
Leaded doors and windows	£249 per build
Patio sliding door	£990
French doors	£990
Extra window	£470
Wall-mounted air conditioning unit (including installation)	£1,290
Change half glazed door to fully glazed door	£FREE

100%
PRESSURE-TREATED TIMBER

UPGRADE TO THICKER EXTERNAL WALL TIMBER:

Upgrade to 25mm (before planing) external Redwood shiplap timber for just £5 per sqft based on floor area.

Ridge and eaves height may change depending on the size of the building. Bearers and bases will raise the height of the building.

FREE 100% PRESSURE TREATMENT • FREE DELIVERY • FREE ASSEMBLY

Total wall thickness is 130mm - this is the thickest on the market!

CORNER GARDEN ROOM

2.5m high



D
W

Room shown with leaded doors and windows

FROM JUST
£4,199

CORNER GARDEN ROOM SIZES & PRICES

Size ft (WxD)	Price
6 x 6 (single door)	£4,199
7 x 7	£5,199
8 x 8	£6,199
9 x 9	£6,699
10 x 10	£7,199

LARGER SIZES AVAILABLE - PRICES ON REQUEST.

Strong and heavy duty, this building is fully insulated for warmth and clad roof and walls with pine matchboarding ideal for working all year round.

Specifications

- **Roof:** Free upgrade to Firestone EPDM rubber roof. Tongue & groove cladding with super foil insulation. Extra strong roof framework. Fully trussed.
- **Walls:** Extra strong 100mm x 50mm heavy framework with TF200 vapour barrier, ply, and diagonal bracing for extra strength and durability. Total wall thickness 130mm. Redwood shiplap cladding. Stainless steel nails.
- **Floor:** Double tongue and groove floor with super foil insulation, floor beams and floor bearers.
- **Windows:** 2 PVC double glazed opening windows.
- **Doors:** 2 outward opening double glazed PVC doors.
- All PVC available in oak, white or grey.
- **Interior cladding:** Pine match boarding fully insulated with PROTECT TF200 (vapour barrier).
- **Free electrics:** see full spec left.
- All 100% pressure-treated.
- 2.5m high.

FREE ELECTRICS PACKAGE



Full electrics package which includes:

- 4 x double sockets (1 with USB)
- 1 x consumer unit
- 4 spot lights and switch.

Connection to main ring NOT INCLUDED but can be quoted.

FREE UPGRADE

These garden rooms include a **FREE UPGRADE** to Firestone EPDM rubber roof and 2 free contemporary air vents



FREE VENTS

Garden rooms are not completed in one day. Building must be waterproofed with Protek and dry before internal cladding can be fitted.

ELITE CORNER ROOM



Room shown with full length windows & fully glazed door

Windows and doors available in **OAK, WHITE** or **GREY PVC**.

CORNER GARDEN ROOM ACCESSORIES, OPTIONS & UPGRADES

Accessories	Price
Protek - 5 litre tin (supply only)	£65
For bases - See page 6	

PROTEK ROYAL EXTERIOR, GUTTERING KITS & VENTS RECOMMENDED FOR ALL BUILDINGS: SEE P8.



Options & upgrades	Price
PVC Georgian bars	£249 per build
Leaded doors and windows	£249 per build
Upgrade to full length windows	£300 each
Upgrade to full length windows with top opener	£400 each
Wall-mounted air conditioning unit (including installation)	£1,290
Change half glazed door to fully glazed door	£FREE

See p37 for the 7 stages of build of your garden room

Ridge and eaves height may change depending on the size of the building. Bearers and bases will raise the height of the building.

FREE 100% PRESSURE TREATMENT • FREE DELIVERY • FREE ASSEMBLY

These garden rooms are the strongest on the market! Every piece of timber is pressure-treated!

TRADITIONAL APEX ROOM

2.5m high

FROM JUST
£5,199

D
Also available
with a pent roof

W

TRADITIONAL APEX GARDEN ROOM SIZES & PRICES

Size ft (WxD)	Price
8 x 8	£5,199
8 x 10	£5,699
8 x 12	£6,199
8 x 14	£7,199
8 x 16	£7,999
10 x 10	£6,999
10 x 12	£7,499
10 x 14	£8,299
10 x 16	£8,799
10 x 18	£9,299
10 x 20	£10,299

LARGER SIZES AVAILABLE - PRICES ON REQUEST.

Strong and heavy duty, this building is fully insulated for warmth and clad roof and walls with pine matchboarding ideal for working all year round.

Specifications

- **Roof:** Free upgrade to Firestone EPDM rubber roof. Tongue & groove cladding with super foil insulation. Extra strong roof framework. Fully trussed.
- **Walls:** Extra strong 100mm x 50mm heavy framework with TF200 vapour barrier, ply, and diagonal bracing for extra strength and durability. Total wall thickness 130mm. Redwood shiplap cladding. Stainless steel nails.
- **Floor:** Double tongue and groove floor with super foil insulation, floor beams and floor bearers.
- **Windows:** 1 PVC double glazed window, 1200 x 1000mm.
- **Doors:** 1 inward opening fully double glazed PVC door, 900 x 1950mm.
- Window & door moved free of charge.
- All PVC available in oak, white or grey.
- **Interior cladding:** Pine match boarding fully insulated roof, walls and floor.
- PROTECT TF200 (vapour barrier).
- **Free electrics:** see full spec left.
- **Free gutters:** both sides.
- Doors and windows can be moved FOC
- All 100% pressure-treated.
- 2.5m high.

Garden rooms are not completed in one day. Building must be waterproofed with Protek and dry before internal cladding can be fitted.



FREE ELECTRICS PACKAGE

Delivered and assembled with full electrics package which includes:

- 4 x double sockets
- 1 x consumer unit
- 1 strip light

Connection to main ring NOT INCLUDED but can be quoted.



FREE UPGRADE

Windows and doors available in OAK, WHITE or GREY PVC.



FREE VENTS

FREE UPGRADES

The Traditional garden room comes with a rubber roof, 2 free vents as standard & includes guttering.

TRADITIONAL/PENT GARDEN ROOM ACCESSORIES, OPTIONS & UPGRADES

Accessories	Price
For bases - See page 6	

Options & upgrades	Price
Extra fully glazed clear door inward opening (900 x 1,950mm)	£590
Patio sliding door (1,800 x 1950mm)	£990
French doors (1,800 x 1,950mm)	£990
Window - 1 fixed, 1 outward opening (1,200 x 1,000mm)	£470
Wall-mounted air conditioning unit (including installation)	£1,290

100%
PRESSURE-TREATED TIMBER

UPGRADE TO THICKER EXTERNAL WALL TIMBER:

Upgrade to 25mm (before planing) external Redwood shiplap timber for just £5 per sqft based on floor area.

Ridge and eaves height may change depending on the size of the building. Bearers and bases will raise the height of the building.

FREE 100% PRESSURE TREATMENT • FREE DELIVERY • FREE ASSEMBLY

Total wall thickness is 160mm - this is the thickest on the market!

CONTEMPORARY ROOM

2.5m high

FROM JUST £5,699

CONTEMPORARY GARDEN ROOM SIZES & PRICES

Size ft (WxD)	Price
8 x 8*	£5,699
10 x 8*	£6,699
12 x 8	£7,199
14 x 8	£8,999
16 x 8	£9,499
12 x 10	£8,899
14 x 10	£9,899
16 x 10	£10,199
18 x 10	£10,999
20 x 10	£11,899

*8 x 8' & 10 x 8' WILL NOT HAVE A PORCH OR GLAZED RETURN.

LARGER SIZES AVAILABLE. PRICES ON REQUEST.

This Contemporary Garden Room will look great in any garden. Durable and internally clad and with fully insulated walls, this is the ideal way to separate your house from your business.

Specifications

- **Roof:** Free upgrade to Firestone EPDM rubber roof. Tongue & groove cladding with super foil insulation. Extra strong roof framework. Fully trussed.
- **Walls:** Extra strong 100mm x 50mm heavy framework with diagonal bracing for extra strength and durability. Total wall thickness 160mm - this is the thickest on the market. Pressure-treated redwood tongue and groove timber on external ply with TF200 vapour barrier. Stainless steel nails.
- **Floor:** Double tongue and groove floor with super foil insulation, floor beams and floor bearers.
- **Windows:** 1 PVC double glazed outward opening window, 965 x 1165mm.
- **Doors:** 1 sliding door 1820 x 2000mm with return bay 450 x 2000mm & bay post.
- **Interior cladding:** Pine match boarding fully insulated roof, walls and floor.
- **PROTECT TF200** (vapour barrier).
- **Free electrics:** see full spec left.
- **Free gutters**
- All 100% pressure-treated.
- Doors and windows can be moved FOC.
- 2.5m high.

FREE VENTS

Windows and doors available in **OAK, WHITE or GREY PVC.**

FREE UPGRADES

The Contemporary garden room comes with a rubber roof, 2 free vents as standard & includes guttering.

FREE ELECTRICS PACKAGE



Delivered & assembled with full electrics package which includes:

- 4 x double sockets
- 1 x consumer unit
- 6 x low energy spot lights
- 2 x external spot lights (above the door).

Connection to main ring **NOT INCLUDED** but can be quoted.

CONTEMPORARY GARDEN ROOM ACCESSORIES, OPTIONS & UPGRADES

Accessories	Price
Contemporary air vents (pair)	£49
Protek - 5 litre tin (supply only)	£65
For bases - See page 6	

Options & upgrades	Price
Window - additional fixed PVC	£470
Reverse door and window	FOC
Wall mounted air conditioning unit (including installation)	£1,290

GARDEN ROOMS MUST BE WATER PROOFED & DRY PLUS HAVE GUTTERS FITTED BEFORE MATCH BOARD CLADDING IS INSTALLED.

See P8 for our range of Protek colours.



See p37 for the 7 stages of build of your garden room

Ridge and eaves height may change depending on the size of the building. Bearers and bases will raise the height of the building.

FREE 100% PRESSURE TREATMENT • FREE DELIVERY • FREE ASSEMBLY

Our top of the range Elite Garden Room will add style to your garden!

ELITE GARDEN ROOM

2.5m high

FROM JUST
£8,299

Image shows Elite Garden Room with upgrades

GARDEN ROOM BUILDINGS MUST BE WATER PROOFED & DRY PLUS HAVE GUTTERS FITTED BEFORE MATCH BOARD CLADDING IS INSTALLED.
See P8 for our range of ProTek colours.

ELITE GARDEN ROOM
SIZES & PRICES

Size ft (WxD)	Price
12 x 8	£8,299
14 x 8	£10,199
12 x 10	£10,699
16 x 8	£10,999
14 x 10	£11,399
16 x 10	£12,299
18 x 10	£12,799
20 x 10	£13,199

LARGER SIZES AVAILABLE -
PRICES ON REQUEST.FREE ELECTRICS
PACKAGEDelivered & assembled with full
electrics package which includes:

- 4 x double sockets (one including 2 USB sockets)
- 1 x consumer unit
- 6 x low energy spot lights
- 2 x low energy external spot lights

Connection to main ring
NOT INCLUDED but can be
quoted for.

Our top-of-the-range Elite Garden Room will look great in any garden. Durable and internally clad and with fully insulated walls, this is the ideal way to separate your home from your business.

Specifications

- **Roof:** Free upgrade to Firestone EPDM rubber roof. Tongue & groove cladding with super foil insulation. Extra strong roof framework. Fully trussed.
- **Walls:** Extra strong 100mm x 50mm heavy framework with diagonal bracing for extra strength and durability. Total wall thickness 160mm - this is the thickest on the market. Pressure-treated redwood tongue and groove timber on external ply with TF200 vapour barrier. Stainless steel nails.
- **Floor:** Double tongue and groove floor with super foil insulation, floor beams and floor bearers.
- **Windows:** 2 full-length PVC double glazed windows 750 x 2000mm.
- **Doors:** PVC double glazed double sliding door 3000 x 2000mm.
- **Interior cladding:** Pine match boarding fully insulated roof, walls and floor.
- **PROTECT TF200** (vapour barrier).
- **Free electrics:** see full spec left.
- **Free gutters**
- All 100% pressure treated.
- 2.5m high.



FREE VENTS

ELITE GARDEN ROOM ACCESSORIES,
OPTIONS & UPGRADES

Options & upgrades	Price
Extra single door	£590
Extra full-length window	£590
Extra full-length opening window	£690
Wall-mounted air conditioning unit (including installation)	£1,290

Accessories	Price
For bases - See page 6	

Windows and doors available
in OAK, WHITE or GREY PVC.



Image shows 20 x 10 Elite Garden Room with 2 additional full windows

Ridge and eaves height may change depending on the size of the building. Bearers and bases will raise the height of the building.

FREE 100% PRESSURE TREATMENT • FREE DELIVERY • FREE ASSEMBLY

Our top of the range Elite Garden Room will add style to your garden!

REPLACE PINE MATCH BOARDING AND UPGRADE ANY GARDEN ROOM TO A MODERN FULLY INSULATED DRY-LINING WALL, FINISHED WITH WHITE EMMULSION

NEW

**£9 PER SQFT
BASED ON FLOOR AREA**



THE 7 STAGES TAKEN TO COMPLETE YOUR GARDEN ROOM

Skidders Sheds will project manage your installation. You will be provided with a point of contact on order.


1. We aim to assemble the main body of your building, the roof, and gutters on the date agreed, weather permitting. If we are unable to complete this on account of the weather, the building will be left with a temporary roof covering and we will return on the next available day.
2. Double glazed units are delivered directly to you from our suppliers; they will contact you to agree a convenient delivery date.
3. It is the customer's responsibility to then ensure the building is waterproofed with Protek Royal Exterior. We recommend you apply three to four coats to ensure the building is completely waterproofed and dry.
4. Once the building is waterproofed and dry, our cladding team and our electrician will be booked. Both teams work in conjunction and will be fully aware of your order.
5. Our electrician will be booked in first as the building will need a 'First Fix'. Please be aware you will need to be present on this date to advise where sockets and switches will be located in the building. Please also be aware that the costs do not include any of the connections to your mains supply. However, a price can be obtained directly between you, and our electrician.
6. Insulation and cladding will then follow on the dates you have agreed with our team. This is normally completed in a day. Please ensure electricity is available.
7. Our electrician will then return to 'Second Fix' your building.

AIR CONDITIONING AND HEATING UNIT

At only 799mm wide, the Panasonic air conditioning units are extremely compact. They are powerful and efficient, with a high energy efficiency class of A++ and cooling modes from -10°C outdoors and -15°C in heating mode. Furthermore, the PM2.5 filter and low operational noise make these units a great choice for offices.

These air conditioning units can also be added to any pressure-treated garden room for £1,290 if purchased with a pressure treated garden room or log cabin.

Running costs are only £1 per day, based on 7 hours of usage. Compared to electric heating, our air conditioning units will **save you £16.50 per week** in electricity costs! (based on 7 hours per day, 7 days a week at 14p per Kwh).



Ridge and eaves height may change depending on the size of the building. Bearers and bases will raise the height of the building.

UNTREATED LOG CABINS

FREE COLLECTION • FREE FELT • FREE FIXING KIT

Transform your garden with a Skidders Sheds untreated log cabin. Our cabins are manufactured to the highest standard with quality spruce. Each building comes with tongue and groove roof and floor, quality joinery doors and windows with real glass and lock and key. Walls are either 28mm, 44mm, 70mm or twin skin (44mm + 44mm). Log cabin specifications are detailed below. Individual specifications and options are listed under each cabin, however please confirm at time of order. Footprints may vary - Please confirm at time of order.

**SEE
P39-41 FOR
UPGRADES**

What you get with your cabin



FLOOR:
28mm tongue and groove floor.

ROOF:

Quality polyester mineral felt and free fixing kit. 19mm tongue & groove timber supported on strong purlins.



**FREE
MINERAL
FELT**

FREE FIXING KIT:

Free fixing kit included with every log cabin. This fixing kit includes all the nails, screws, and roof tacs you'll need.



WALLS:

Interlocking solid wall logs.

Each individual log is computer cut for a perfect fit and finish.


Top-quality timber from certified sustainable forestry.



- 28mm** Available wall thickness is indicated on each cabin picture:
- 44mm** 28mm, 44mm, 70mm or
- 70mm** twin skin (44mm + 44mm).

WINDOWS:

- 28mm cabins come with single glazed toughened glass, tilt & turn windows unless otherwise stated.
- 44 / 70mm cabins come with top-of-the-range double glazed toughened glass, tilt and turn windows unless otherwise stated. Contemporary 28mm cabins have double glazed toughened glass windows.
- Removable georgian bars are also supplied free of charge and can be fitted as an option.



DOORS:

Quality timber doors complete with all furniture, lock & key and three hinges.

- 28mm cabin doors have Georgian bars with toughened glass.
- 44 / 70mm cabin doors have top-of-the-range double glazed toughened glass. Contemporary 28mm cabins have double glazed toughened glass doors.
- Georgian bars also supplied free of charge and can be fitted as an option.

DELIVERY / COLLECTION

All cabins are delivered for only £95 within the delivery area shown on pages 4-5. Free Collection available from our cabin warehouse:


Beeching Road, Bexhill-on-Sea, TN39 3LJ



Cabin delivery vehicle

FREE COLLECTION • FREE FELT • FREE FIXING KIT

Cabin accessories and upgrades



Budget base


DAMP PROOF MEMBRANE

Manufactured from pressure-treated 100 x 50mm timber framework. For use on flat and level concrete or decked areas. Also suitable for uneven concrete, tarmac or hard ground. There should be no more than 6" fall.

BUDGET BASE SIZES AND PRICES

Size m	Price
3 x 2	£282
3 x 2.5	£352
3.5 x 2.5	£411
3 x 3	£423
3.5 x 3	£493
4 x 3	£564

OTHER SIZES AVAILABLE. PRICES ON REQUEST



CABIN HEAVY BASES SIZES AND PRICES

Size m	Price
3 x 2	£564
3 x 2.5	£705
3.5 x 2.5	£822
3 x 3	£846
3.5 x 3	£987
4 x 3	£1,128

OTHER SIZES AVAILABLE. PRICES ON REQUEST

Cabin Heavy bases

Manufactured from pressure-treated 150 x 50mm timber. Rot proof recycled plastic legs, concreted in the ground, infilled with pressure treated joints. Damp proof membrane included to help prevent damp. This base is for use on uneven ground up to a 12 inch tolerance. All obstacles must be removed. A FREE site inspection is required before installation.



Concrete base

A concrete base is recommended for all buildings. Our bases are laid on a damp proof membrane with a minimum thickness of 100mm and reinforcement mesh is included. All obstacles must be removed. A FREE site inspection is available on request. Once installed this guarantees your building installation. See page 6 for further information.

CONCRETE BASE SIZES AND PRICES

Size m	Price
3 x 2	£642
3 x 2.5	£802
3.5 x 2.5	£936
3 x 3	£963
3.5 x 3	£1,123
4 x 3	£1,284

OTHER SIZES AVAILABLE. PRICES ON REQUEST



Decking Extension Area

Extend the footprint of your base for extra usable space.

Depth 1.2m x length of your building.

- Budget base extension: £92 per running metre.
 - Heavy base extension: £139 per running metre.
- Price includes decking, base & installation.

Bases, bearers and external insulation will increase the height of the building. Building heights shown are for the building only. The customer takes full responsibility for added height due to upgrades.



Cabin assembly

If you would like your cabin assembled, have peace of mind that our expert team has many years of experience. Our assembly price includes delivery of your cabin. A perfectly level base is required - if in doubt please book a free site survey.

FROM ONLY **£790**

FREE COLLECTION • FREE FELT • FREE FIXING KIT

AIR CONDITIONING AND HEATING UNIT

At only 799mm wide, the Panasonic air conditioning units are extremely compact. They are powerful and efficient, with a high energy efficiency class of A++ and cooling modes from -10°C outdoors and -15°C in heating mode. Furthermore, the PM2.5 filter and low operational noise make these units a great choice for offices.

These air conditioning units can also be added to any log cabin for just £1,290 if purchased when ordering your log cabin.

Running costs are only £1 per day, based on 7 hours of usage. Compared to electric heating, our air conditioning units will **save you £16.50 per week** in electricity costs! (based on 7 hours per day, 7 days a week at 14p per Kwh).



NEW

FROM JUST
£1,290

Protek Wood Preserver Plus for all log cabins

All log cabins must be treated with preservative, and sealed to prevent water penetration as soon as possible. We recommend you fit gutters, apply Protek timber treatment, and then three coats of Protek Royal Exterior inside and out. For added protection we recommend a top coat of Royal Clear is applied. See p8 for more information.

Features

- Long-lasting protection
- Low VOC (Volatile Organic Compounds)
- Low odour
- Water-based with spirit based technology
- Clear finish with a slight sheen
- Can be used internally and externally
- Penetrates deeply

Coverage: 1 litre will cover approximately 6m²

5 LITRES
ONLY
£65



5 LITRES
ONLY
£65




Electrics package

Includes four white plastic double sockets (one of which includes two USB sockets), strip light and switch, and consumer unit. Upgrade all sockets and switch to Chrome for £120. This package is fitted by our fully qualified electrician.

Upgrades and extras are available. **Please note:** the price does not include connection to the mains but can be quoted for.

ONLY
£680



CHROME UPGRADE

Bases, bearers and external insulation will increase the height of the building. Building heights shown are for the building only. The customer takes full responsibility for added height due to upgrades.

FREE COLLECTION • FREE FELT • FREE FIXING KIT



ONLY
£12
EACH

Door hook and eye

Metal door hooks and eyes are available with any building. A great option to help ventilate your building. Price includes fitting.



ONLY
£49
PER PAIR

Contemporary air vents

Ventilate your building with a constant airflow to reduce condensation. Fitted for free or available for self-installation.



FREE VENTS

ONLY
£48.40
SQ M

Firestone rubber roof

Upgrade to our Firestone rubber roof, which gives you a 20 year guarantee from our suppliers. A one-piece rubber, cut to the dimensions of your roof, with no joints and no leaks. Attractive in appearance as well as durable and environmentally friendly. Price includes installation by our qualified team and 2 air vents.



ONLY
£43
SQ M

Felt shingle tiles

Improve the appearance of your building with our felt shingle tiles. Available in black, red or green and for Apex roofs only. They are not recommended for buildings in open and exposed areas. Price includes installation. Supply only price available on request.

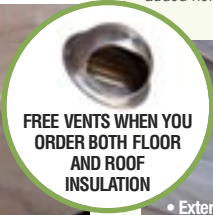
Floor Insulation

Insulate the floor of your cabin with super foil and a tongue and groove floor. Prices from just £20 per square metre.

FROM JUST
£20
SQ M



- Foil Insulation
- Tongue & groove floor



FREE VENTS WHEN YOU ORDER BOTH FLOOR AND ROOF INSULATION

Roof Insulation

Insulate the roof of your cabin with foam insulation and a tongue and groove roof. Prices from just £27 per square metre. Bases, bearers and external insulation will increase the height of the building. Building heights shown are for the building only. The customer takes full responsibility for added height due to upgrades.

FROM JUST
£27
SQ M



- Exterior ply with felt covering
- Foam insulation
- Tongue & groove roof

CUSTOMISE YOUR SKIDDERS BUILDING

As one of the largest log cabin manufacturers in the South of England, Skidders Sheds can help you customise any of our log cabins, whether you want to add a few extra metres, create additional rooms, or have a building completely designed from scratch. **We can custom build to any competitors cabin model, and match or beat the price.** If you have any questions or would like to discuss your project, please give us a call on 01424 716 716 or pop down to your nearest showsite.

Our team can provide professional drawings and 3D visualisations for any custom designed building on request



FREE COLLECTION • FREE FELT • FREE FIXING KIT

Untreated interlocking log cabins

OLYMPIAN BRONZE - BEST SELLER

2.5m high



FROM JUST
£1,470

Specifications

- **Dimensions:** 3m (W) x 3m (D)
- **External footprint:** 2.8m (W) x 2.8m (D)
- **Door:** Single glazed single door.
- **Windows:** 1 single glazed tilt & turn. Removable glazing bars.
- Comes with a front canopy.

Options

Price

Delivery	£95
Delivery & assembly	£790
Budget base	£423
Heavy platform base	£846
Concrete base	£963


D

28mm
£1,470

44mm (double glazed)
£2,270

OLYMPIAN SILVER - BEST SELLER

2.5m high



FROM JUST
£1,830

Specifications

- **Dimensions:** 3.8m (W) x 3m (D)
- **External footprint:** 3.6m (W) x 2.8m (D)
- **Door:** Double doors.
- **Windows:** 1 tilt & turn. Removable glazing bars.
- Comes with a front canopy.

Options

Price

Delivery	£95
Delivery & assembly	£890
Budget base	£535
Heavy platform base	£1,071
Concrete base	£1,219

D

W

28mm (single glazed)
£1,830

44mm (double glazed)
£2,360

OLYMPIAN GOLD - BEST SELLER

2.5m high



FROM JUST
£2,460

Specifications

- **Dimensions:** 5m (W) x 3.8m (D)
- **External footprint:** 4.8m (W) x 3.6m (D)
- **Door:** Double door.
- **Windows:** 2 tilt & turn. Removable glazing bars.
- Comes with a front canopy.

Options

Price

Delivery	£95
Delivery & assembly	£890
Budget base	£893
Heavy platform base	£1,786
Concrete base	£2,033

D

W

28mm (single glazed)
£2,460

44mm (double glazed)
£3,560

70mm (double glazed)
£4,390

Building specification, doors, and windows may vary slightly depending on the supplier at the time of order.

FREE COLLECTION • FREE FELT • FREE FIXING KIT

Untreated interlocking log cabins

LONDON

FROM JUST
£1,470



28mm
£1,470

Specifications

- **Dimensions:** 2.6m (W) x 2.6m (D)
- **Ext. footprint:** 2.4m (W) x 2.4m (D)
- **Door:** Single glazed single door.
- **Windows:** 2 single glazed tilt & turn.
- Removable glazing bars.

Options

Options	Price
Delivery	£95
Delivery & assembly	£790
Budget base	£317
Heavy platform base	£635
Concrete base	£723

HASTINGS

FROM JUST
£1,770



28mm (single glazed) £1,770 **44mm (double glazed)** £2,790

Specifications

- **Dimensions:** 3m (W) x 3m (D)
- **Ext. footprint:** 2.8m (W) x 2.8m (D)
- **Door:** Double door.
- **Windows:** 2 tilt & turn.
- Removable glazing bars.

Options

Options	Price
Delivery	£95
Delivery & assembly	£790
Budget base	£423
Heavy platform base	£846
Concrete base	£963

GAZEBO

FROM JUST
£1,830



28mm £1,830 **44mm** £2,150

Specifications

- **Dimensions:** 3.5m (W) x 3.5m (D)
- **Ext. footprint:** 3.3m (W) x 3.3m (D)
- Tongue & Groove 19mm roof and 28mm floor.

Options

Options	Price
Delivery	£95
Delivery & assembly	£790
Budget base	£575
Heavy platform base	£1,151
Concrete base	£1,310

CRAWLEY - BEST SELLER

FROM JUST
£2,470

Specifications

- **Dimensions:** 4.4m (W) x 3m (D)
- **External footprint:** 4.2m (W) x 2.8m (D)
- Dividing wall with separate entry.
- **Door:** Double door & 1 solid door.
- **Windows:** 2 tilt & turn
- Removable glazing bars.
- **2.5m high.**



28mm (single glazed)
£2,470

44mm (double glazed)
£3,560

Options

Options	Price
Delivery	£95
Delivery & assembly	£890
Budget base	£620
Heavy platform base	£1,240
Concrete base	£1,412

The ridge and eaves height may change depending on size of building. Bearers, bases and insulation will raise the height of the building.

FREE COLLECTION • FREE FELT • FREE FIXING KIT

Untreated interlocking log cabins

LOW CLOCKHOUSE

2.5m high

FROM JUST
£3,990



44mm
£3,990

70mm
£5,290

W

Specifications

- **Dimensions:** 5.5m (W) x 4m (D)
- **External footprint:** 5.35m (W) x 3.85m (D)
- **Door:** Double glazed double door.
- **Windows:** 4 double glazed tilt & turn. Removable glazing bars.

Options

Options	Price
Delivery	£95
Delivery & assembly	£990
Budget base	£1,034
Heavy platform base	£2,068
Concrete base	£2,354

HAMPSHIRE

Over 2.5m high

FROM JUST
£4,890



44mm
£4,890

70mm
£5,970

W

Specifications

- **Dimensions:** 5.5m (W) x 4m (D)
- **External footprint:** 5.35m (W) x 3.85m (D)
- **Door:** Double glazed double door.
- **Windows:** 8 double glazed tilt & turn
- Removable glazing bars.

Options

Options	Price
Delivery	£95
Delivery & assembly	£1,390
Budget base	£1,034
Heavy platform base	£2,068
Concrete base	£2,354

AURORA

Over 2.5m high

FROM JUST
£5,450



44mm
£5,450

D

W

Specifications

- **Dimensions:** 5m (W) x 4m (D)
- **External footprint:** 4.85m (W) x 3.85m (D)
- **Door:** Double glazed double door.
- **Windows:** 2 Double glazed tilt & turn. Removable glazing bars.

Options

Options	Price
Delivery	£95
Delivery & assembly	£1,390
Budget base	£940
Heavy platform base	£1,880
Concrete base	£2,140

GLAZED HAMPSHIRE

Over 2.5m high

FROM JUST
£5,760



44mm
£5,760

W

D

Specifications

- **Dimensions:** 5.5m (W) x 4m (D)
- **External footprint:** 5.35m (W) x 3.85m (D)
- **Door:** Double glazed double door.
- **Windows:** 4 double glazed tilt & turn. Removable glazing bars.

Options

Options	Price
Delivery	£95
Assembly	£1,390
Budget base	£1,034
Heavy platform base	£2,068
Concrete base	£2,354

Building specification, doors, and windows may vary slightly depending on the supplier at the time of order.


FREE COLLECTION • FREE FELT • FREE FIXING KIT

Untreated interlocking log cabins

MARGATE

2.5m high

FROM JUST **£2,870**



44mm W D
£2,870 Veranda not included

Specifications

- **Dimensions:** 4m (W) x 3m (D)
- **Ext. footprint:** 3.85m (W) x 2.85m (D)
- **Door:** Double glazed double door* & 2 single doors. Internal dividing wall. 1 solid door.
- **Windows:** 1 double glazed tilt & turn.* Removable glazing bars.

Options	Price
Delivery	£95
Delivery & assembly	£890
Budget base	£564
Heavy platform base	£1,128
Concrete base	£1,284

CRAWLEY

2.5m high

FROM JUST **£2,470**



28mm (single glazed) 44mm (double glazed)
£2,470 £3,560

Specifications

- **Dimensions:** 3m (W) x 4.4m (D)
- **External footprint:** 2.8m (W) x 4.2m (D)
- Dividing wall with separate entry.
- **Door:** Double door & 1 solid door.
- **Windows:** 2 tilt & turn.
- Fixed glazing bars.

Options	Price
Delivery	£95
Delivery & assembly	£890
Budget base	£620
Heavy platform base	£1,240
Concrete base	£1,412

HARLOW

2.5m high

FROM JUST **£3,590**



44mm W D
£3,590

Specifications

- **Dimensions:** 5m (W) x 3m (D)
- **Ext. footprint:** 4.8m (W) x 2.8m (D)
- **Door:** Double glazed double door, 1 single timber door, dividing wall.
- **Windows:** 1 double glazed tilt & turn. Removable glazing bars.

Options	Price
Delivery	£95
Delivery & assembly	£890
Budget base	£705
Heavy platform base	£1,410
Concrete base	£1,605

MAIDSTONE

2.5m high

FROM JUST **£4,190**



44mm W
£4,190

Specifications

- **Dimensions:** 5.3m (W) x 4.5m (D)
- **Ext. footprint:** 5.15m (W) x 4.35m (D)
- **Door:** Double glazed double & 1 single door.
- **Windows:** 2 double glazed tilt & turn. Removable glazing bars.

Options	Price
Delivery	£95
Delivery & assembly	£990
Budget base†	£1,120
Heavy platform base†	£2,241
Concrete base	£2,551


†with decked porch

CAMBER

2.5m high

WAS £3,090 NOW JUST **£2,490**

SALE SAVE £600



28mm W D
£2,490

Specifications

- **Dimensions:** 7.46m (W) x 3.3m (D)
- **Ext. footprint:** 7.16m (W) x 3.1m (D)
- **Door:** Single glazed double door.
- **Windows:** None.

Options	Price
Delivery	£95
Delivery & assembly	£890
Budget base†	£1,157
Heavy platform base†	£2,314
Concrete base	£2,634

† Decking not included under canopy

LOG CABIN SIDE STORE

Under 2.5m high

FROM JUST **£499**



D W

Specifications

- **Dimensions:** 6ft (W) x 4ft (D)
- 66 inches (H) low side, 76 inches (H) high side. Other sizes available.
- **Door:** 1 single timber door.
- **Windows:** 2 x toughened glass
- 100% Pressure-treated timber. Free shelf.

Options	Price
Delivery	FREE
Delivery & assembly	FREE
Platform base	£129
Heavy platform base	£240
Concrete base	£290

The ridge and eaves height may change depending on size of building. Bearers, bases and insulation will raise the height of the building.

FREE COLLECTION • FREE FELT • FREE FIXING KIT

Untreated interlocking log cabins



SUSSEX

2.5m high


FROM JUST
£1,330

28mm
£1,330

W D

Specifications

- **Dimensions:** 3m (W) x 2m (D)
- **Ext. footprint:** 2.85m (W) x 1.85m (D)
- **Door:** Single glazed single door.
- **Windows:** 1 single glazed tilt & turn
- Fixed Georgian bars.



KEYMER

2.5m high


FROM JUST
£1,290

28mm
£1,290

W D

Specifications

- **Dimensions:** 3m (W) x 2m (D)
- **Ext. footprint:** 2.8m (W) x 1.8m (D)
- **Door:** Single glazed double door.
- Removable glazing bars for a contemporary look.



NEWENDEN

FROM JUST
£1,290

28mm
£1,290

D W

Specifications

- **Dimensions:** 2.2m (W) x 3m (D)
- **Ext. footprint:** 2m (W) x 2.8m (D)
- **Door:** Single glazed double doors.
- Removable glazing bars for a contemporary look.

Options	Price
Delivery	£95
Delivery & assembly	£790
Budget base	£282
Heavy platform base	£564
Concrete base	£642

Options	Price
Delivery	£95
Delivery & assembly	£790
Budget base	£282
Heavy platform base	£564
Concrete base	£642

Options	Price
Delivery	£95
Delivery & assembly	£790
Budget base	£310
Heavy platform base	£620
Concrete base	£706



SWALECLIFFE

2.5m high

FROM JUST
£2,360

44mm
£2,360

D W

Specifications

- **Dimensions:** 3m (W) x 2.5m (D)
- **Ext. footprint:** 2.85m (W) x 2.35m (D)
- **Door:** Double glazed single door*
- **Windows:** 2 double glazed tilt & turn.* Removable glazing bars.



EASTBOURNE

2.5m high


FROM JUST
£2,360

44mm
£2,360

W D

Specifications

- **Dimensions:** 3m (W) x 2.5m (D)
- **Ext. footprint:** 2.85m (W) x 2.35m (D)
- **Door:** Double glazed single door.
- **Windows:** 1 double glazed tilt & turn.* Removable glazing bars.



FAVERSHAM

2.5m high

FROM JUST
£1,850

28mm
£1,850

D W

Specifications

- **Dimensions:** 3m (W) x 3m (D)
- **Ext. footprint:** 2.85m (W) x 2.85m (D)
- **Door:** Single glazed double door.
- **Windows:** 2 single glazed fixed. Removable glazing bars.

Options	Price
Delivery	£95
Delivery & assembly	£790
Budget base	£352
Heavy platform base	£705
Concrete base	£802

Options	Price
Delivery	£95
Delivery & assembly	£790
Budget base	£352
Heavy platform base	£705
Concrete base	£802

Options	Price
Delivery	£95
Delivery & assembly	£790
Budget base	£423
Heavy platform base	£846
Concrete base	£963

Building specification, doors, and windows may vary slightly depending on the supplier at the time of order.

FREE COLLECTION • FREE FELT • FREE FIXING KIT

Untreated interlocking log cabins

BODIAM

2.5m high

FROM JUST **£2,870**



44mm **£2,870**

- Specifications**
- **Dimensions:** 3m (W) x 4m (D)
 - **Ext. footprint:** 2.85m (W) x 3.85m (D)
 - **Door:** Double glazed double door.
 - **Windows:** 2 double glazed tilt & turn. Removable glazing bars.

Options	Price
Delivery	£95
Delivery & assembly	£890
Budget base	£564
Heavy platform base	£1,128
Concrete base	£1,284

WOODMANCOTE

2.5m high

FROM JUST **£2,870**



44mm **£2,870**

Veranda not included

- Specifications**
- **Dimensions:** 3m (W) x 4m (D)
 - **Ext. footprint:** 2.85m (W) x 3.85m (D)
 - **Door:** Double glazed double door.
 - **Windows:** 2 double glazed tilt & turn. Removable glazing bars.

Options	Price
Delivery	£95
Delivery & assembly	£890
Budget base	£564
Heavy platform base	£1,128
Concrete base	£1,284

REIGATE

2.5m high

FROM JUST **£2,870**



44mm **£2,870**

- Specifications**
- **Dimensions:** 4m (W) x 3m (D)
 - **Ext. footprint:** 3.85m (W) x 2.85m (D)
 - **Door:** Double glazed double door.
 - **Windows:** 2 double glazed casement. Removable glazing bars.

Options	Price
Delivery	£95
Delivery & assembly	£890
Budget base	£564
Heavy platform base	£1,128
Concrete base	£1,284

WEST TARRING

2.5m high

FROM JUST **£3,590**



44mm **£3,590** 70mm **£4,730**

Veranda not included

- Specifications**
- **Dimensions:** 5m (W) x 3m (D)
 - **Ext. footprint:** 4.85m (W) x 2.85m (D)
 - **Door:** Double glazed double door.
 - **Windows:** 2 double glazed tilt & turn. Removable glazing bars.

Options	Price
Delivery	£95
Delivery & assembly	£890
Budget base	£705
Heavy platform base	£1,410
Concrete base	£1,605

SURREY

2.5m high

FROM JUST **£3,550**



44mm **£3,550**

Veranda not included

- Specifications**
- **Dimensions:** 4.5m (W) x 3.5m (D)
 - **Ext. footprint:** 4.35m (W) x 3.35m (D)
 - **Door:** Double glazed double door.
 - **Windows:** 2 double glazed tilt & turn. Removable glazing bars.

Options	Price
Delivery	£95
Delivery & assembly	£890
Budget base	£740
Heavy platform base	£1,480
Concrete base	£1,685

DEVON

2.5m high

FROM JUST **£3,670**



44mm **£3,670**

- Specifications**
- **Dimensions:** 4.5m (W) x 4.5m (D)
 - **Ext. footprint:** 4.35m (W) x 4.35m (D)
 - **Door:** Double glazed double door.
 - **Windows:** 3 double glazed tilt & turn. Removable glazing bars.

Options	Price
Delivery	£95
Delivery & assembly	£890
Budget base	£951
Heavy platform base	£1,903
Concrete base	£2,166

The ridge and eaves height may change depending on size of building. Bearers, bases and insulation will raise the height of the building.


FREE COLLECTION • FREE FELT • FREE FIXING KIT

Untreated interlocking log cabins

SLINFOLD

2.5m high

FROM JUST **£4,130**



W D

44mm	70mm	
£4,130	£5,300	Veranda not included

Specifications

- **Dimensions:** 3m (W) x 6.5m (D)
- **Ext. footprint:** 2.85m (W) x 6.35m (D)
- **Door:** Double glazed double door.
- **Windows:** 3 double glazed tilt & turn. Removable glazing bars.

Options

Options	Price
Delivery	£95
Delivery & assembly	£990
Budget base	£916
Heavy platform base	£1,833
Concrete base	£2,086

KINGSDOWN

2.5m high

FROM JUST **£4,130**



D W

44mm	70mm	
£4,130	£5,139	

Specifications

- **Dimensions:** 4m (W) x 5m (D)
- **Ext. footprint:** 3.85m (W) x 4.85m (D)
- **Door:** Double glazed double door.
- **Windows:** 2 double glazed tilt & turn. Removable glazing bars.

Options

Options	Price
Delivery	£95
Delivery & assembly	£990
Budget base	£940
Heavy platform base	£1,880
Concrete base	£2,140

BIRCHINGTON

2.5m high

FROM JUST **£4,130**



D W

44mm	70mm	
£4,130	£5,350	Veranda not included

Specifications

- **Dimensions:** 4m (W) x 5m (D)
- **Ext. footprint:** 3.85m (W) x 4.85m (D)
- **Door:** Double glazed double door.
- **Windows:** 1 double glazed tilt & turn. Removable glazing bars.


Options

Options	Price
Delivery	£95
Delivery & assembly	£990
Budget base	£940
Heavy platform base	£1,880
Concrete base	£2,140

BENENDEN

2.5m high

FROM JUST **£4,950**



W D

44mm	70mm	
£4,950	£7,090	Veranda not included

Specifications

- **Dimensions:** 3m (W) x 7m (D)
- **Ext. footprint:** 2.85m (W) x 6.85m (D)
- **Door:** Double glazed double door.
- **Windows:** 3 double glazed tilt & turn. Removable glazing bars.


Options

Options	Price
Delivery	£95
Delivery & assembly	£1,090
Budget base	£987
Heavy platform base	£1,974
Concrete base	£2,247

ASHINGTON

2.5m high

FROM JUST **£6,650**



W D

44mm	70mm	
£6,650	£7,780	Veranda not included

Specifications

- **Dimensions:** 3m (W) x 8m (D)
- **Ext. footprint:** 2.85m (W) x 7.85m (D)
- **Door:** Double glazed double door.
- **Windows:** 4 double glazed tilt & turn. Removable glazing bars. • Front canopy.


Options

Options	Price
Delivery	£95
Delivery & assembly	£1,090
Budget base	£1,128
Heavy platform base	£2,256
Concrete base	£2,568

BICKNOR

2.5m high

FROM JUST **£5,390**



D W

44mm	70mm	
£5,390	£7,390	Veranda not included

Specifications

- **Dimensions:** 6m (W) x 4m (D)
- **Ext. footprint:** 5.85m (W) x 3.85m (D)
- **Door:** Double glazed double door. Internal wall with solid door.
- **Windows:** 4 double glazed tilt & turn. Removable glazing bars.

Options

Options	Price
Delivery	£95
Delivery & assembly	£1,090
Budget base	£1,128
Heavy platform base	£2,256
Concrete base	£2,568

Building specification, doors, and windows may vary slightly depending on the supplier at the time of order.


FREE COLLECTION • FREE FELT • FREE FIXING KIT

Untreated interlocking log cabins

ASHFORD

FROM JUST **£3,790**

2.5m high



44mm 70mm
£3,790 £5,350


- Specifications**
- **Dimensions:** 5m (W) x 5m (D)
 - **Ext. footprint:** 4.85m (W) x 4.85m (D)
 - **Door:** Double glazed double door.
 - **Windows:** 2 double glazed tilt & turn.
 - Removable glazing bars.

Options	Price
Delivery	£95
Delivery & assembly	£990
Budget base	£1,175
Heavy platform base	£2,350
Concrete base	£2,675

BURGESS HILL

FROM JUST **£5,830**

2.5m high



44mm 70mm
£5,830 £7,890

Veranda not included

- Specifications**
- **Dimensions:** 5m (W) x 5m (D)
 - **Ext. footprint:** 4.85m (W) x 4.85m (D)
 - **Door:** Double glazed double door*
 - **Windows:** 6 double glazed tilt & turn.
 - Removable glazing bars.

Options	Price
Delivery	£95
Delivery & assembly	£1,090
Budget base	£1,175
Heavy platform base	£2,350
Concrete base	£2,675

CHICHESTER

FROM JUST **£6,480**

2.5m high



44mm 70mm
£6,480 £8,230

Veranda not included


- Specifications**
- **Dimensions:** 7m (W) x 4m (D)
 - **Ext. footprint:** 6.85m (W) x 3.85m (D)
 - **Door:** Double glazed double door
Internal wall with solid door.
 - **Windows:** 3 double glazed tilt & turn.
 - Removable glazing bars.

Options	Price
Delivery	£95
Delivery & assembly	£1,290
Budget base	£1,316
Heavy platform base	£2,632
Concrete base	£2,996

OXFORD

FROM JUST **£6,090**

Over 2.5m high



44mm 70mm
£6,090 £8,230


- Specifications**
- **Dimensions:** 6m (W) x 5m (D)
 - **Ext. footprint:** 5.85m (W) x 4.85m (D)
 - **Door:** Double glazed double door.
 - **Windows:** 2 double glazed tilt & turn. Removable glazing bars.
Canopy extends approx 2m and not included in overall dimensions.

Options	Price
Delivery	£95
Delivery & assembly	£1,290
Budget base	£1,410
Heavy platform base	£2,820
Concrete base	£3,210

GRAND

FROM JUST **£6,050**

2.5m high



44mm 70mm
£6,050 £8,230


- Specifications**
- **Dimensions:** 5.5m (W) x 5m (D)
 - **Ext. footprint:** 5.35m (W) x 4.85m (D)
 - **Door:** Double glazed double door.
 - **Windows:** 6 double glazed tilt & turn. Removable glazing bars.

Options	Price
Delivery	£95
Delivery & assembly	£1,290
Budget base	£1,292
Heavy platform base	£2,585
Concrete base	£2,942

BURWASH

FROM JUST **£6,480**

2.5m high



44mm 70mm
£6,480 £8,250

Veranda not included

- Specifications**
- **Dimensions:** 5.5m (W) x 5m (D)
 - **Ext. footprint:** 5.35m (W) x 4.85m (D)
 - **Door:** Double glazed single door
2 internal doors, dividing wall.
 - **Windows:** 4 double glazed tilt & turn. Removable glazing bars.

Options	Price
Delivery	£95
Delivery & assembly	£1,290
Budget base	£1,292
Heavy platform base	£2,585
Concrete base	£2,942

The ridge and eaves height may change depending on size of building. Bearers, bases and insulation will raise the height of the building.

Available to order online: www.skidders-sheds.com

FREE COLLECTION • FREE FELT • FREE FIXING KIT

Untreated interlocking log cabins

FINDON

Over 2.5m high

FROM JUST **£10,690**



44mm **70mm** **W**
£10,690 £13,890

Specifications

- **Dimensions:** 7.7m (W) x 4.5m (D)
- **Ext. footprint:** 7.55m (W) x 4.35m (D)
- **Door:** 2 double glazed single doors, 2 single internal doors, 2 dividing walls.
- **Windows:** 6 double glazed tilt & turn.
- Removable glazing bars.

Options	Price
Delivery	£95
Delivery & assembly	£1,790
Budget base	£1,628
Heavy platform base	£3,257
Concrete base	£3,707

MIDHURST

Over 2.5m high

FROM JUST **£5,350**



44mm **W**
£5,350

Specifications

- **Dimensions:** 6m (W) x 6m (D)
- **Ext. footprint:** 5.85m (W) x 5.85m (D)
- **Door:** Double glazed double door
- **Windows:** 2 double glazed tilt & turn.
- Removable glazing bars.

Options	Price
Delivery	£95
Delivery & assembly	£1,090
Budget base	£1,692
Heavy platform base	£3,384
Concrete base	£3,852

MAIDENHEAD

2.5m high

FROM JUST **£10,790**



44mm **W**
£10,790 Veranda not included

Specifications


- **Dimensions:** 13m (W) x 3m (D)
- **Ext. footprint:** 12.85m (W) x 2.85m (D)
- **Door:** Double glazed double door.
- **Windows:** 8 double glazed tilt & turn
- 3 rooms, porch, 2 int walls/dbl doors
- Removable glazing bars.

Options	Price
Delivery	£95
Delivery & assembly	£1,890
Budget base	£1,833
Heavy platform base	£3,666
Concrete base	£4,173

BETHERSDEN

2.5m high

FROM JUST **£9,260**



44mm **70mm**
£9,260 £11,690 Veranda not included


Specifications

- **Dimensions:** 5m (W) x 8m (D)
- **Ext. footprint:** 4.85m (W) x 7.85m (D)
- **Door:** Double glazed double door.
- Dividing wall with single internal door.
- **Windows:** 4 double glazed tilt & turn.
- Removable glazing bars.

ERITH

2.5m high

FROM JUST **£10,290**



44mm **70mm**
£10,290 £13,890 Veranda not included


Specifications

- **Dimensions:** 5m (W) x 9m (D)
- **Ext. footprint:** 4.85m (W) x 8.85m (D)
- **Door:** Double glazed double door.
- Dividing wall with single internal door.
- **Windows:** 6 double glazed tilt & turn
- Removable glazing bars.

GRAVESEND

2.5m high

FROM JUST **£11,750**



44mm **70mm**
£11,750 £14,990 Veranda not included

Specifications

- **Dimensions:** 5m (W) x 12m (D)
- **Ext. footprint:** 4.85m (W) x 11.85m (D)
- **Door:** Double glazed double door.
- **Windows:** 6 double glazed tilt & turn
- Removable glazing bars.

Options	Price
Delivery	£95
Delivery & assembly	£1,890
Budget base	£1,880
Heavy platform base	£3,760
Concrete base	£4,280

Options	Price
Delivery	£95
Delivery & assembly	£1,990
Budget base	£2,115
Heavy platform base	£4,230
Concrete base	£4,815

Options	Price
Delivery	£95
Delivery & assembly	£1,990
Budget base	£2,820
Heavy platform base	£5,640
Concrete base	£6,420

Building specification, doors, and windows may vary slightly depending on the supplier at the time of order.

FREE COLLECTION • FREE FELT • FREE FIXING KIT

Untreated interlocking log cabins

GARAGE / WORKSHOP

2.5m high



**WAS £2,190
NOW FROM JUST
£1,790**

**SALE
SAVE
£400
ON 28MM**

28mm (single glazed)
£1,790

44mm (double glazed)
£2,650

Optional up and over metal door - £200

Specifications

- **Dimensions:** 3.2m (W) x 5.2m (D)
- **External footprint:** 3.0m (W) x 5.0m (D)
- **Door:** 1 glazed, 1 wide double
- **Windows:** 1 tilt & turn.
- No floor.

Options

Options	Price
Delivery	£95
Delivery & assembly	£890
Concrete base	£1,780
Brown up and over metal garage door	£200

**BESPOKE
OPTIONS
AVAILABLE**

TWIN SKIN LOG CABINS

Make the most of your log cabin, whatever the weather, with a twin skin Brenzett or Croydon log cabin.

These models have pairs of wall logs that provide a cavity for insulation (included in price). The cavity allows the running of cables and pipes. Double glazing is offered as standard, ensuring you get the maximum insulation possible.

Specifications

Please see p38 for specifications and p39-41 for upgrades and options.



**5 LITRES
ONLY
£65**

BRENZETT

**FROM JUST
£5,450**

2.5m high



44mm + 44mm with 50mm cavity

Specifications

- **Dimensions:** 4m (W) x 4m (D)
- **Ext. footprint:** 3.8m (W) x 3.8m (D)
- **Door:** Double glazed double door.
- **Windows:** 2 double glazed tilt & turn.
- Front canopy & removable glazing bars.

Options

Options	Price
Delivery	£95
Delivery & assembly	£1,890
Rubber roof (fitted)	£968
Budget base**	£752
Heavy platform base**	£1,504
Concrete base**	£1,712

** Base prices do not include covered canopy area.



Fully insulated twin skin wall

The ridge and eaves height may change depending on size of building. Bearers, bases and insulation will raise the height of the building.

FREE COLLECTION • FREE FELT • FREE FIXING KIT

Untreated interlocking log cabins

UPGRADE ANY 44MM CABIN TO A TWIN SKIN - THE ULTIMATE LOG CABIN

Includes wall insulation. Please ask for twin skin upgrade prices.

Why not also upgrade to insulated roof and floor, keeping your building warm in the winter and cool in the summer?

ROOF: £27 per sq metre
FLOOR: £20 per sq metre



CROYDON TWIN SKIN LOG CABIN

Over 2.5m high



FROM JUST **£14,990**

Specifications

- **Dimensions:** 11m (W) x 6m (D)
- **External footprint:** 10.85m (W) x 5.85m (D)
- **Walls:** 44mm + 44mm with 50mm cavity.
- Double grooved interlock.
- Five separate rooms. Living area 55m²
- **Door:** Double glazed double door, 4 internal doors.
- **Windows:** 9 double glazed tilt & turn.
- Porch.

55M² OF LIVING SPACE

44mm £14,990	70mm £20,590	44mm + 44mm with 50mm cavity £26,790
------------------------	------------------------	--

Options	Price
Delivery	£95
Delivery & assembly	£3,955
Rubber roof (fitted)	£3,484
Heavy platform base**	£6,768
Concrete base**	£7,704

** Base prices do not include covered canopy area.



FIVE SEPARATE ROOMS

BESPOKE OPTIONS AVAILABLE

Building specification, doors, and windows may vary slightly depending on the supplier at the time of order.

FREE COLLECTION • FREE FELT • FREE FIXING KIT

Untreated interlocking log cabins

CONTEMPORARY CABINS

Specifications for all contemporary cabins

- 28mm tongue & groove floor.
- 19mm tongue and groove roof.
- Joinery doors & toughened glass windows, lock & key. All windows and doors (including 28mm walls) are double glazed toughened glass.
- Large front canopy - not included in the cabin measurements.

Please see p38 for general specifications. Individual specifications are listed with each cabin. Please see p39-41 for upgrades and options.

A perfect base is required for these cabins as all walls are computer cut. There is very little tolerance. You can request a site visit.

The buildings are **UNTREATED** and **MUST BE TREATED, PRESERVED & SEALED** to prevent water penetration as soon as possible. See p8 for details.



LEWES - BEST SELLER

2.5m high



28mm
£1,770

FROM JUST
£1,770

Specifications

- **Dimensions:** 3.5m (W) x 2.5m (D)
- **External footprint:** 3.3m (W) x 2.3m (D)
- **Door:** Double glazed double door.
- **Windows:** 2 double glazed tilt & turn.
- Removable glazing bars.
- Large front canopy.



Options

Options	Price
Delivery	£95
Delivery & assembly	£790
Firestone rubber roof + vents	£592
Budget base	£411
Heavy platform base	£822
Concrete base	£936

PADDOCK WOOD

2.5m high



28mm
£1,890

FROM JUST
£1,890


Specifications

- **Dimensions:** 3.5m (W) x 3m (D)
- **Ext. footprint:** 3.3m (W) x 2.8m (D)
- **Ridge height:** 2.5m
- **Door:** Double glazed double door.
- **Windows:** 1 double glazed tilt & turn & 2 fixed. Removable glazing bars.

Options	Price
Delivery	£95
Delivery & assembly	£890
Firestone rubber roof + vents	£677
Budget base	£493
Heavy platform base	£987
Concrete base	£1,123

CANTERBURY

2.5m high



28mm
£2,050

FROM JUST
£2,050

Specifications

- **Dimensions:** 4m (W) x 3m (D)
- **Ext. footprint:** 3.8m (W) x 2.8m (D)
- **Ridge height:** 2.5m
- **Door:** Double glazed double door.
- **Windows:** 1 double glazed tilt & turn. Removable glazing bars.

Options	Price
Delivery	£95
Delivery & assembly	£890
Firestone rubber roof + vents	£774
Budget base	£564
Heavy platform base	£1,128
Concrete base	£1,284

FOLKESTONE

2.5m high



28mm
£2,150

FROM JUST
£2,150

Specifications

- **Dimensions:** 3.5m (W) x 3.5m (D)
- **Ext. footprint:** 3.3m (W) x 3.3m (D)
- **Ridge height:** 2.5m
- **Door:** Double glazed double door.
- **Windows:** 2 double glazed tilt & turn. Removable glazing bars.

Options	Price
Delivery	£95
Delivery & assembly	£890
Firestone rubber roof + vents	£762
Budget base	£575
Heavy platform base	£1,151
Concrete base	£1,310

The ridge and eaves height may change depending on size of building. Bearers, bases and insulation will raise the height of the building.


FREE COLLECTION • FREE FELT • FREE FIXING KIT

Untreated interlocking log cabins

RAMSGATE

2.5m high

FROM JUST **£2,150**



28mm
£2,150

Specifications

- **Dimensions:** 4m (W) x 3m (D)
- **Ext. footprint:** 3.8m (W) x 2.8m (D)
- **Ridge height:** 2.5m
- **Door:** Double glazed double door.
- **Windows:** 2 double glazed tilt & turn. Removable glazing bars.

Options

Options	Price
Delivery	£95
Delivery & assembly	£890
Firestone rubber roof + vents	£774
Budget base	£564
Heavy platform base	£1,128
Concrete base	£1,284

SEVENOAKS

2.5m high

FROM JUST **£2,560**



28mm
£2,560

Specifications

- **Dimensions:** 5m (W) x 4m (D)
- **Ext. footprint:** 4.8m (W) x 3.8m (D)
- **Ridge height:** 2.5m
- **Door:** Double glazed double door.
- **Windows:** 2 double glazed tilt & turn. Removable glazing bars.

Options

Options	Price
Delivery	£95
Delivery & assembly	£890
Firestone rubber roof + vents	£1,210
Budget base	£940
Heavy platform base	£1,880
Concrete base	£2,140

HELESWORTH

2.5m high

FROM JUST **£2,150**



44mm
£2,150

Specifications

- **Dimensions:** 2.5m (W) x 2.5m (D)
- **Ext. footprint:** 2.3m (W) x 2.3m (D)
- **Ridge height:** 2.5m
- **Door:** Double glazed double door.
- Removable glazing bars.
- Large front canopy.

Options

Options	Price
Delivery	£95
Delivery & assembly	£590
Firestone rubber roof + vents	£376
Budget base	£290
Heavy platform base	£530
Concrete base	£630

AYLSHAM

2.5m high

FROM JUST **£2,250**



44mm
£2,250

Specifications

- **Dimensions:** 2.5m (W) x 2.5m (D)
- **Ext. footprint:** 2.3m (W) x 2.3m (D)
- **Ridge height:** 2.5m
- **Door:** Double glazed single door.
- **Windows:** 1 double glazed tilt & turn. Removable glazing bars.


Options

Options	Price
Delivery	£95
Delivery & assembly	£690
Firestone rubber roof + vents	£423
Budget base	£293
Heavy platform base	£587
Concrete base	£668

KING'S LYNN

2.5m high

FROM JUST **£2,360**



44mm
£2,360

Specifications

- **Dimensions:** 2.5m (W) x 3.5m (D)
- **Ext. footprint:** 2.35m (W) x 3.35m (D)
- **Ridge height:** 2.5m
- **Door:** Double glazed double door
- **Windows:** 1 double glazed tilt & turn. Removable glazing bars.

Options

Options	Price
Delivery	£95
Delivery & assembly	£790
Firestone rubber roof + vents	£544
Budget base	£411
Heavy platform base	£822
Concrete base	£936

BRENTWOOD

2.5m high

FROM JUST **£2,460**



44mm
£2,460

Specifications

- **Dimensions:** 3m (W) x 3m (D)
- **Ext. footprint:** 2.85m (W) x 2.85m (D)
- **Ridge height:** 2.5m
- **Door:** Double glazed double door
- **Windows:** 1 double glazed tilt & turn. Removable glazing bars.

Options

Options	Price
Delivery	£95
Delivery & assembly	£790
Firestone rubber roof + vents	£580
Budget base	£423
Heavy platform base	£846
Concrete base	£963

Building specification, doors, and windows may vary slightly depending on the supplier at the time of order.


FREE COLLECTION • FREE FELT • FREE FIXING KIT

Untreated interlocking log cabins

COLCHESTER

2.5m high

FROM JUST **£2,560**



44mm **£2,560** 70mm **£3,760**

Specifications

- **Dimensions:** 3.5m (W) x 2.5m (D)
- **Ext. footprint:** 3.35m (W) x 2.35m (D)
- **Ridge Height:** 2.5m
- **Door:** Double glazed double door.
- **Windows:** 2 double glazed tilt & turn. Removable glazing bars.


Options

Options	Price
Delivery	£95
Delivery & assembly	£790
Firestone rubber roof + vents	£592
Budget base	£411
Heavy platform base	£822
Concrete base	£936

MILTON KEYNES

2.5m high

FROM JUST **£2,560**



44mm **£2,560** 70mm **£4,330**

Specifications

- **Dimensions:** 3.5m (W) x 3m (D)
- **Ext. footprint:** 3.35m(W) x 2.85m (D)
- **Ridge height:** 2.5m
- **Door:** Double glazed double door.
- **Windows:** 2 double glazed long fixed. One tilt and turn. Removable glazing bars.


Options

Options	Price
Delivery	£95
Delivery & assembly	£890
Firestone rubber roof + vents	£677
Budget base	£493
Heavy platform base	£987
Concrete base	£1,123

CAMBRIDGE

2.5m high

FROM JUST **£2,560**



44mm **£2,560** 70mm **£4,330**

Specifications

- **Dimensions:** 3.5m (W) x 3.5m (D)
- **Ext. footprint:** 3.35m(W) x 3.35m (D)
- **Ridge height:** 2.5m
- **Door:** Double glazed double door.
- **Windows:** 2 double glazed tilt & turn. Removable glazing bars.


Options

Options	Price
Delivery	£95
Delivery & assembly	£890
Firestone rubber roof + vents	£762
Budget base	£575
Heavy platform base	£1,151
Concrete base	£1,310

CHELTENHAM

2.5m high

FROM JUST **£2,560**



44mm **£2,560** 70mm **£4,330**

Specifications

- **Dimensions:** 4m (W) x 3m (D)
- **Ext. footprint:** 3.85m(W) x 2.85m (D)
- **Ridge Height:** 2.5m
- **Door:** Double glazed double door.
- **Windows:** 1 double glazed tilt & turn. Removable glazing bars.


Options

Options	Price
Delivery	£95
Delivery & assembly	£890
Firestone rubber roof + vents	£774
Budget base	£564
Heavy platform base	£1,128
Concrete base	£1,284

NORTHAMPTON

2.5m high

FROM JUST **£2,560**



44mm **£2,560** 70mm **£4,330**

Specifications

- **Dimensions:** 4m (W) x 3m (D)
- **Ext. footprint:** 3.85m (W) x 2.85m (D)
- **Ridge height:** 2.5m
- **Door:** Double glazed double door.
- **Windows:** 2 double glazed tilt & turn. Removable glazing bars.

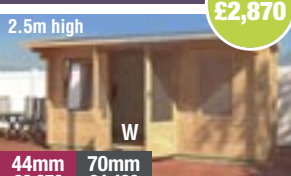
Options

Options	Price
Delivery	£95
Delivery & assembly	£890
Firestone rubber roof + vents	£774
Budget base	£564
Heavy platform base	£1,128
Concrete base	£1,284

NORWICH

2.5m high

FROM JUST **£2,870**



44mm **£2,870** 70mm **£4,430**

Specifications

- **Dimensions:** 4.5m (W) x 2m (D)
- **Ext. footprint:** 4.35m (W) x 1.85m (D)
- **Ridge height:** 2.5m
- **Door:** Double glazed double door.
- **Windows:** 3 double glazed tilt & turn. Removable glazing bars.

Options

Options	Price
Delivery	£95
Delivery & assembly	£890
Firestone rubber roof + vents	£653
Budget base	£423
Heavy platform base	£846
Concrete base	£963

The ridge and eaves height may change depending on size of building. Bearers, bases and insulation will raise the height of the building.

FREE COLLECTION • FREE FELT • FREE FIXING KIT

Untreated interlocking log cabins

BRISTOL

2.5m high

FROM JUST **£3,280**

W

44mm **70mm**
£3,280 **£4,830**

- Specifications**
- **Dimensions:** 5.5m (W) x 2.5m (D)
 - **Ext. footprint:** 5.35m (W) x 2.35m (D)
 - **Ridge height:** 2.5m
 - **Door:** Double glazed double door.
 - **Windows:** 3 double glazed tilt & turn. Removable glazing bars.

Options	Price
Delivery	£95
Delivery & assembly	£890
Firestone rubber roof + vents	£931
Budget base	£646
Heavy platform base	£1,292
Concrete base	£1,471

BEDFORD

2.5m high

FROM JUST **£3,490**

W D

44mm **70mm**
£3,490 **£4,930**

- Specifications**
- **Dimensions:** 3.5m (W) x 4.5m (D)
 - **Ext. footprint:** 3.35m (W) x 4.35m (D)
 - **Ridge height:** 2.5m
 - **Door:** Double glazed double door.
 - **Windows:** 2 double glazed tilt & turn. Removable glazing bars.

Options	Price
Delivery	£95
Delivery & assembly	£890
Firestone rubber roof + vents	£931
Budget base	£740
Heavy platform base	£1,480
Concrete base	£1,685

SHREWSBURY

2.5m high

FROM JUST **£3,590**

D W

44mm **70mm**
£3,590 **£5,450**

- Specifications**
- **Dimensions:** 5m (W) x 3.5m (D)
 - **Ext. footprint:** 4.85m (W) x 3.35m (D)
 - **Ridge height:** 2.5m
 - **Door:** Porch area with inset double glazed double door.
 - **Windows:** 2 double glazed tilt & turn.

Options	Price
Delivery	£95
Delivery & assembly	£890
Firestone rubber roof + vents	£1,089
Budget base	£822
Heavy platform base	£1,645
Concrete base	£1,872

YEovil

2.5m high

FROM JUST **£3,760**

W D

44mm **70mm**
£3,760 **£5,550**

- Specifications**
- **Dimensions:** 5m (W) x 4m (D)
 - **Ext. footprint:** 4.85m (W) x 3.85m (D)
 - **Ridge height:** 2.5m
 - **Door:** Double glazed double door.
 - **Windows:** 2 double glazed tilt & turn. Removable glazing bars.

Options	Price
Delivery	£95
Delivery & assembly	£890
Firestone rubber roof + vents	£1,210
Budget base	£940
Heavy platform base	£1,880
Concrete base	£2,140

HEREFORD

2.5m high

FROM JUST **£4,290**

D W

44mm **70mm**
£4,290 **£5,960**

- Specifications**
- **Dimensions:** 4m (W) x 4m (D)
 - **Ext. footprint:** 3.85m (W) x 3.85m (D)
 - **Ridge height:** 2.5m
 - **Door:** Double glazed double door.
 - **Windows:** 6 double glazed tilt & turn. Removable glazing bars.

Options	Price
Delivery	£95
Delivery & assembly	£890
Firestone rubber roof + vents	£968
Budget base	£752
Heavy platform base	£1,504
Concrete base	£1,712

BASINGSTOKE

2.5m high

FROM JUST **£4,550**

D W

44mm **70mm**
£4,550 **£6,690**

- Specifications**
- **Dimensions:** 5.5m (W) x 4.5m (D)
 - **Ext. footprint:** 5.35m (W) x 4.35m (D)
 - **Ridge height:** 2.5m
 - **Door:** Double glazed double door.
 - **Windows:** 3 double glazed tilt & turn. Removable glazing bars.

Options	Price
Delivery	£95
Delivery & assembly	£990
Firestone rubber roof + vents	£1,464
Budget base	£1,163
Heavy platform base	£2,326
Concrete base	£2,648

Building specification, doors, and windows may vary slightly depending on the supplier at the time of order.

FREE COLLECTION • FREE FELT • FREE FIXING KIT

Untreated interlocking log cabins

GUILDFORD

2.5m high

FROM JUST **£5,150**

W D

44mm **70mm**
£5,150 **£7,790**

Specifications

- **Dimensions:** 6.5m (W) x 3.5m (D)
- **Ext. footprint:** 6.35m (W) x 3.35m (D)
- **Ridge height:** 2.5m
- **Door:** Double glazed double door
- **Windows:** 4 double glazed tilt & turn. Removable glazing bars.

Options

Options	Price
Delivery	£95
Delivery & assembly	£1,090
Firestone rubber roof + vents	£1,415
Budget base	£1,069
Heavy platform base	£2,138
Concrete base	£2,434

FRENSHAM

2.5m high

FROM JUST **£6,590**

W D

44mm **70mm**
£6,590 **£8,250**

Specifications

- **Dimensions:** 6.5m (W) x 4.5m (D)
- **Ext. footprint:** 6.35m (W) x 4.35m (D)
- **Ridge height:** 2.5m
- **Door:** Double glazed double door
- **Windows:** 4 double glazed tilt & turn. Removable glazing bars.

Options

Options	Price
Delivery	£95
Delivery & assembly	£1,090
Firestone rubber roof + vents	£1,730
Budget base	£1,374
Heavy platform base	£2,749
Concrete base	£3,129

ALDRSHOT

2.5m high

FROM JUST **£6,590**

W D

44mm **70mm**
£6,590 **£8,250**

Specifications

- **Dimensions:** 7.5m (W) x 3.5m (D)
- **Ext. footprint:** 7.35m (W) x 3.35m (D)
- **Ridge height:** 2.5m
- **Door:** Double glazed double door
- **Windows:** 4 double glazed tilt & turn. Removable glazing bars.

Options

Options	Price
Delivery	£95
Delivery & assembly	£1,190
Firestone rubber roof + vents	£1,633
Budget base	£1,233
Heavy platform base	£2,467
Concrete base	£2,808

READING

2.5m high

FROM JUST **£6,890**

D W

44mm **70mm**
£6,890 **£9,290**

Specifications

- **Dimensions:** 8m (W) x 3.5m (D)
- **Ext. footprint:** 7.85m (W) x 3.35m (D)
- **Ridge height:** 2.5m
- **Door:** Double glazed double door
- **Windows:** 4 double glazed tilt and turn
- 2 supporting walls with large openings

Options

Options	Price
Delivery	£95
Assembly	£1,290
Firestone rubber roof + vents	£1,742
Budget base	£1,316
Heavy platform base	£2,632
Concrete base	£2,996

EPSOM

2.5m high

FROM JUST **£7,690**

W D

44mm **70mm**
£7,690 **£9,790**

Specifications

- **Dimensions:** 7.5m (W) x 4.5m (D)
- **Ext. footprint:** 7.35m (W) x 4.35m (D)
- **Ridge height:** 2.5m
- **Door:** Double glazed double door
- **Windows:** 6 double glazed tilt & turn
- 2 supporting walls with large openings

Options

Options	Price
Delivery	£95
Delivery & assembly	£1,390
Firestone rubber roof + vents	£1,996
Budget base	£1,586
Heavy platform base	£3,172
Concrete base	£3,611

WOKING

2.5m high

FROM JUST **£7,990**

D W

44mm **70mm**
£7,990 **£11,190**

Specifications

- **Dimensions:** 9m (W) x 3.5m (D)
- **Ext. footprint:** 8.85m (W) x 3.35m (D)
- **Ridge height:** 2.5m
- **Door:** Double glazed double door
- **Windows:** 6 double glazed tilt & turn.

Options

Options	Price
Delivery	£95
Delivery & assembly	£1,490
Firestone rubber roof + vents	£1,960
Budget base	£1,480
Heavy platform base	£2,961
Concrete base	£3,370

The ridge and eaves height may change depending on size of building. Bearers, bases and insulation will raise the height of the building.

FREE COLLECTION • FREE FELT • FREE FIXING KIT

Untreated interlocking log cabins

WEYBRIDGE

2.5m high

FROM JUST **£8,290**

44mm **£8,290** 70mm **£11,390**

- Specifications**
- **Dimensions:** 9.5m (W) x 3.5m (D)
 - **Ext. footprint:** 9.35m(W) x 3.35m (D)
 - **Ridge height:** 2.5m
 - **Door:** Double glazed double door
 - **Windows:** 7 double glazed tilt & turn
 - 3 rooms, 2 supporting walls with doors

Options	Price
Delivery	£95
Assembly	£1,490
Firestone rubber roof + vents	£2,069
Budget base	£1,562
Heavy platform base	£3,125
Concrete base	£3,557

ALTON

2.5m high

FROM JUST **£8,690**

44mm **£8,690** 70mm **£11,390**

- Specifications**
- **Dimensions:** 10m (W) x 3.5m (D)
 - **Ext. footprint:** 9.85m(W) x 3.35m (D)
 - **Ridge height:** 2.5m
 - **Door:** Double glazed double door & 1 double glazed single door
 - **Windows:** 6 double glazed tilt & turn
 - 3 rooms, 1 with separate entry

Options	Price
Delivery	£95
Delivery & assembly	£1,590
Firestone rubber roof + vents	£2,178
Budget base	£1,645
Heavy platform base	£3,290
Concrete base	£3,745

DORKING

2.5m high

FROM JUST **£10,790**

44mm **£10,790** 70mm **£13,990**

- Specifications**
- **Dimensions:** 11m (W) x 4.5m (D)
 - **Ext. footprint:** 10.85m(W) x 4.35m (D)
 - **Ridge height:** 2.5m
 - **Door:** Porch area with single door
 - **Windows:** 2 double glazed tilt & turn, 1 single double glazed window
 - 4 rooms, 3 internal walls, 1 with separate entry

Options	Price
Delivery	£95
Delivery & assembly	£1,890
Firestone rubber roof + vents	£2,928
Budget base	£2,326
Heavy platform base	£4,653
Concrete base	£5,296

Upgrade to a Firestone rubber roof from just £4.50 per sqft



See p13 for more details

Firestone
Firestone Building Products

Superior Durability | Very low-life cycle cost | Environmentally friendly | Recovery of rainwater

Building specification, doors, and windows may vary slightly depending on the supplier at the time of order.

FREE COLLECTION • FREE FELT • FREE FIXING KIT

Untreated interlocking log cabins

CURVED-STYLE LOG CABINS

Specifications for all curved cabins

- 28mm tongue & groove floor.
- 19mm tongue and groove roof.
- Joinery doors & toughened glass windows, lock & key.
- Curved apex.

Please see p38 for general specifications. Individual specifications are listed with each cabin. Please see p39-41 for upgrades and options.

A perfect base is required for these cabins as all walls are computer cut. There is very little tolerance. You can request a site visit.

The buildings are **UNTREATED** and **MUST BE TREATED, PRESERVED & SEALED** to prevent water penetration as soon as possible. See p8 for details.



5 LITRES ONLY
£65

COBHAM

FROM JUST
£3,450

2.5m high



44mm **70mm**
£3,450 **£4,350**

Specifications

- **Dimensions:** 3.5m (W) x 2.5m (D)
- **Ext. footprint:** 3.35m (W) x 2.35m (D)
- **Door:** Double glazed double door.
- **Windows:** 2 double glazed tilt & turn. Removable glazing bars.

Options

Options	Price
Delivery	£95
Delivery & assembly	£890
Firestone rubber roof + vents	£592
Budget base	£411
Heavy platform base	£822
Concrete base	£936

STAINES

FROM JUST
£3,990

2.5m high



44mm **70mm**
£3,990 **£5,150**

Specifications

- **Dimensions:** 3.5m (W) x 3m (D)
- **Ext. footprint:** 3.35m (W) x 2.85m (D)
- **Door:** Double glazed double door.
- **Windows:** 1 double glazed tilt & turn and 2 double glazed long fixed. Removable glazing bars.

Options

Options	Price
Delivery	£95
Delivery & assembly	£890
Firestone rubber roof + vents	£677
Budget base	£493
Heavy platform base	£987
Concrete base	£1,123

CHERTSEY

FROM JUST
£4,150

2.5m high



44mm **70mm**
£4,150 **£5,150**

Specifications

- **Dimensions:** 4m (W) x 3m (D)
- **Ext. footprint:** 3.85m (W) x 2.85m (D)
- **Door:** Double glazed double door.
- **Windows:** 3 double glazed tilt & turn. Removable glazing bars.

Options

Options	Price
Delivery	£95
Delivery & assembly	£890
Firestone rubber roof + vents	£774
Budget base	£564
Heavy platform base	£1,128
Concrete base	£1,284

WINCHESTER

FROM JUST
£4,750

2.5m high



44mm **70mm**
£4,750 **£6,190**

Specifications

- **Dimensions:** 4.5m (W) x 4m (D)
- **Ext. footprint:** 4.35m (W) x 3.85m (D)
- **Door:** Double glazed double door.
- **Windows:** 2 double glazed fixed and 1 double glazed tilt & turn. Removable glazing bars.

Options

Options	Price
Delivery	£95
Delivery & assembly	£990
Firestone rubber roof + vents	£1,089
Budget base	£846
Heavy platform base	£1,692
Concrete base	£1,926

SLOUGH

FROM JUST
£4,750

2.5m high



44mm **70mm**
£4,750 **£6,190**

Specifications

- **Dimensions:** 5m (W) x 4m (D)
- **Ext. footprint:** 4.85m (W) x 3.85m (D)
- **Door:** Double glazed double door.
- **Windows:** 2 double glazed tilt & turn. Removable glazing bars.

Options

Options	Price
Delivery	£95
Delivery & assembly	£990
Firestone rubber roof + vents	£1,210
Budget base	£940
Heavy platform base	£1,880
Concrete base	£2,140

The ridge and eaves height may change depending on size of building. Bearers, bases and insulation will raise the height of the building.

FREE COLLECTION • FREE FELT • FREE FIXING KIT

Bespoke interlocking log cabins for educational use

Cost effective

We can build affordable, additional classrooms at a fraction of the cost of traditional bricks and mortar classrooms.

Bespoke

We have worked closely with a number of local schools and have developed an understanding of the needs of creating additional teaching space. We can adapt our range of interlocking log cabins to a school's individual requirements, in both size and optional extras, such as windows and insulation.

We can also provide undercover areas such as gazebos and pergolas to allow teaching outside the classroom.

Durable

They are built using 44mm logs and double glazed as standard. Our log cabins are built using interlocking timbers to form a rigid and robust building that will last for years.

Energy efficient

Energy efficiency is a key design feature in our log cabins. We have developed a 'twin skin' system which creates a cavity between the exterior and interior wall. This allows for additional insulation to be installed, ensuring it can be used throughout the year.



CONTACT US TODAY FOR A FREE QUOTE.

We are happy to advise you on the correct building for your school's needs, whether it be a new classroom, office or storage facility. We understand that cost is an essential consideration and our bespoke building service offers some of the most competitive prices in the South East. Please visit one of our 29 show sites to see our buildings.

FREE COLLECTION • FREE FELT • FREE FIXING KIT

As one of the largest outdoor building manufacturers in the South of England, Skidders Sheds can help you customise any of our pressure-treated outdoor buildings, whether you want to add a few extra metres to one of our summerhouses, create additional rooms, or simply add extra windows. If you have any questions or would like to discuss your project, please give us a call on 01424 716 716.

A gallery of some of the bespoke buildings we have designed & built.



Garden office



Garden room



Toilet block



Luxury garden space



Garden office



Swimming pool house

Protek Royal Exterior

For untreated log cabins

5 LITRES
ONLY
£65



5 LITRES
ONLY
£65



5 LITRES
ONLY
£65



Protek Royal Exterior is a quick-drying water-based product that is robust, hard wearing and can be applied to all pressure-treated timber.

For untreated interlocking cabins, we recommend Protek Wood Preserver at £65 per 5 litre tin, then staining inside and out with 3-4 coats of Protek Royal Exterior.

- Long-lasting protection
- Low odour
- Rich long-lasting colour
- Water-resistant with UV protection (Excludes Royal Clear)

We recommend using a primer when a white or light colour is used to stop unsightly yellow staining coming through. Protek Stain Blocking Primer is available for £65 (5 litres).

Protek Royal Exterior is recommended on all pressure treated buildings and interlocking cabins.

WE STOCK THESE COLOURS:



Other colours are available

SEE PAGE 8 FOR INFORMATION



ALL OUR GREENHOUSES COME WITH FREE DELIVERY

Eden greenhouses come complete with metal base & 40mm downpipes!

EDEN BURFORD - SILVER

FROM JUST
£729

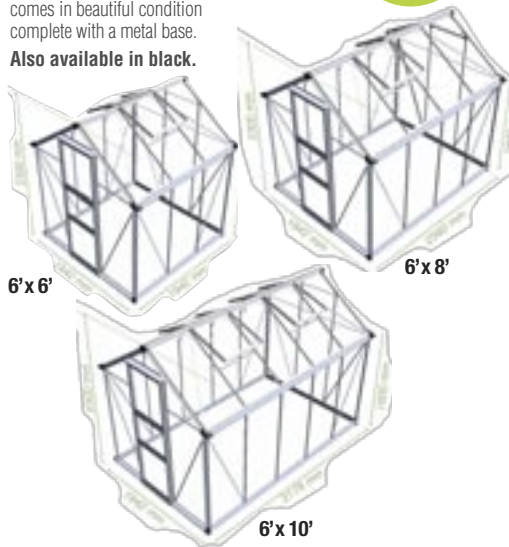
The Burford is big on features and performance. High eaves ensure plenty of room for you and your specimen plants. Large roof vents keep the growing area well ventilated in the summer months.

The revolutionary Zero Threshold™ door system ensures smooth, jam-free operation, while the large gutters enable you to capture the most rainwater possible. 40mm downpipes are supplied as standard and are compatible with widely available plumbing parts. The Burford comes in beautiful condition complete with a metal base.

Also available in black.

CALL US
FOR OUR
LATEST
OFFERSPRICE
INCLUDES
METAL
BASE

EDEN BURFORD - GREEN

FROM JUST
£929

6' x 6'

6' x 8'

6' x 10'

EDEN BURFORD SILVER SIZES, PRICES & OPTIONS

Size ft (WxD)	Growing area m ²	Number of roof vents	Horticultural glass	Toughened glass	Concrete base	Assembly	Single staging	Single shelf	Auto vent
6 x 6	3.77	2	£729	£829	+£430	+£429	+£169	+£89	+£49
6 x 8	4.97	2	£779	£879	+£530	+£459	+£209	+£109	+£49
6 x 10	6.17	4	£829	£929	+£670	+£489	+£249	+£129	+£49

EDEN BURFORD GREEN & BLACK SIZES, PRICES & OPTIONS

Size ft (WxD)	Growing area m ²	Number of roof vents	Horticultural glass	Toughened glass	Concrete base	Assembly	Single staging	Single shelf	Auto vent
6 x 6	3.77	2	£929	£1,029	+£430	+£429	+£239	+£119	+£49
6 x 8	4.97	2	£979	£1,079	+£530	+£459	+£279	+£149	+£49
6 x 10	6.17	4	£1,029	£1,129	+£670	+£489	+£319	+£179	+£49

ALL OUR GREENHOUSES COME WITH FREE DELIVERY

The smallest greenhouses in our range, but big on features & performance!

EDEN BIRDLIP - SILVER



FROM JUST
£569



High eaves ensure plenty of room for you and your specimen plants. Large roof vents keep the growing area well ventilated in the summer months. The revolutionary Zero Threshold™ door system ensures smooth, jam-free operation, while the large gutters enable you to capture the most rainwater possible. 40mm downpipes are supplied as standard and are compatible with widely available plumbing parts.

CALL US FOR OUR LATEST OFFERS

PRICE INCLUDES METAL BASE

Also available in black.

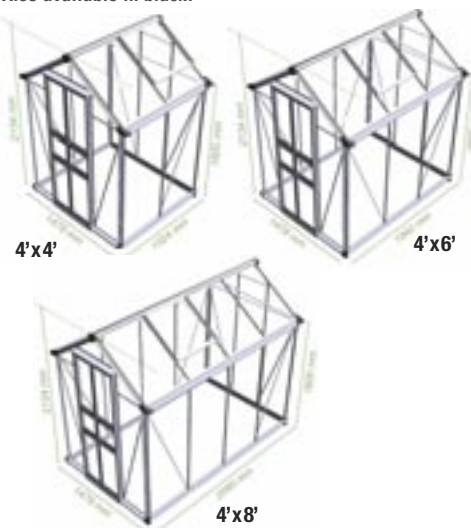
EDEN BIRDLIP - GREEN



FROM JUST
£769



4'x6'
4'x4'



EDEN BIRDLIP SILVER SIZES, PRICES & OPTIONS

Size ft (WxD)	Growing area m ²	Number of roof vents	Horticultural grass	Toughened glass	Concrete base	Assembly	Single staging	Single shelf	Auto vent
4 x 4	1.75	1	£569	£669	+£320	+£399	+£99	+£69	+£49
4 x 6	2.57	2	£619	£719	+£360	+£429	+£129	+£89	+£49
4 x 8	3.38	2	£669	£769	+£410	+£459	+£159	+£109	+£49

EDEN BIRDLIP GREEN & BLACK SIZES, PRICES & OPTIONS

Size ft (WxD)	Growing area m ²	Number of roof vents	Horticultural grass	Toughened glass	Concrete base	Assembly	Single staging	Single shelf	Auto vent
4 x 4	1.75	1	£769	£869	+£320	+£399	+£139	+£89	+£49
4 x 6	2.57	2	£819	£919	+£360	+£429	+£179	+£119	+£49
4 x 8	3.38	2	£869	£969	+£410	+£459	+£219	+£149	+£49

ALL OUR GREENHOUSES COME WITH FREE DELIVERY

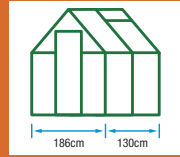
To order - just call 01424 716 716 or visit your local show site!

SKINNERS GREENHOUSES



SKINNERS 6FT X 4FT GREENHOUSE

- 6ft wide by 4ft deep (186 x 130cm)
- 1 opening roof vent
- Single sliding door
- Toughened glass
- Green powder coated frame
- Requires a perfect, flat, level base. It is the customer's responsibility to fix and secure down to base

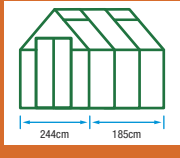


SIZE	VENTS	DOOR TYPE	DELIVERED PRICE
6x4 (186 x 130cm)	1x Opening roof vents	Single sliding door	£499



SKINNERS 8FT X 6FT GREENHOUSE

- 8ft wide by 6ft deep (244 x 185cm)
- 2 x opening roof vents
- Double sliding doors
- Toughened glass
- Green powder coated frame
- Requires a perfect, flat, level base. It is the customer's responsibility to fix and secure down to base

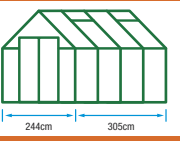


SIZE	VENTS	DOOR TYPE	DELIVERED PRICE
8x6 (244 x 185cm)	2x Opening roof vents	Double sliding doors	£599



SKINNERS 8FT X 10FT GREENHOUSE

- 8ft wide by 10ft deep (244 x 305cm)
- 2 x opening roof vents
- Double sliding doors
- Toughened glass
- Green powder coated frame
- Requires a perfect, flat, level base. It is the customer's responsibility to fix and secure down to base



SIZE	VENTS	DOOR TYPE	DELIVERED PRICE
8x10 (244 x 305cm)	2x Opening roof vents	Double sliding doors	£799

ALL GREENHOUSES REQUIRE A PERFECTLY FLAT, LEVEL BASE!

OUR METAL SHEDS COME WITH FREE DELIVERY

Metal garden sheds constructed with green zinc steel complete with sliding doors and roof vents

SKINNERS ZINC STEEL METAL SHED



FROM JUST
£225

FREE
DELIVERY

METAL SHED SIZES & PRICES

Size ft (WxD)	Price	T&G floor
6 x 4	£225 (DELIVERED ONLY)	£89
8 x 6	£335 (DELIVERED ONLY)	£119
8 x 10	£420 (DELIVERED ONLY)	£149

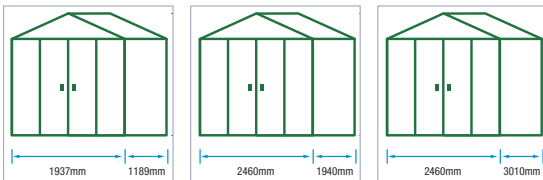
Garden metal shed constructed from zinc steel colourbond in green. Comes with sliding doors and roof vents.

Please note metal sheds do not come with floor or base. These are optional extras.

It is the customer's responsibility to fix and secure down to base. Metal sheds require a perfectly flat, level base.

Picture is for display purpose only. Buildings may vary depending on supplier at time of order.

Feet and inches size is approximate. Actual sizes below in mm.



THESE ARE A COMPLICATED BUILD. DIY, TOOLS AND SKILL REQUIRED.

PLEASE ASK FOR DETAILS

00%
FINANCE

Now available for purchases over £2,000

Representative example:

Purchase price: £6,600.00
Deposit: £3,300.00
Amount of credit: £3,300.00

12 monthly payments: £275.00
Total repayable: £3,300.00
Agreement duration: 12 months

Rate of interest: 0% per annum
0% APR representative

Credit offered subject to financial circumstances and to UK residents over 18. Terms and conditions apply.

Skinners Sheds Limited acts as a credit intermediary and offer credit products provided only by Klarna Bank AB. Klarna Bank AB is authorised and regulated by the Swedish Financial Authority, with limited supervision by the Financial Conduct Authority and Prudential Conduct Authority and Prudential Regulation Authority in the UK. For more information please visit www.klarna.com.

Head Office: Skinners Sheds Limited, Bexhill Road, Ninfield, East Sussex TN39 5JP

www.skinners-sheds.com • 01424 716716